

PRODUCT CATALOGUE

MERCEDES

ENG



 **dönmez HAMMER**
Kupplungen

www.dornmezelebrityaj.com.tr | www.hammerkupplungen.com



For up to date product range, please refer to our online catalogue at TecDOC
www.tecalliance.net



“The Way Forward...”



TV
donmez

ABOUT US

Dönmez Clutch established in Izmir in 1980 to produce 100% native clutches to the heavy commercial vehicles. Dönmez is the largest clutch manufacturing company in Turkey, which has become a global brand. Dönmez Clutch has become a sought after player in the national and global markets, with its competent employees in its field, its passion for technology and innovation that enables it to be the pioneer of innovations, and its quality approved by the best in the world. Dönmez Clutch has 15 domestic dealers and a Hammer Clutch UK sales point in England. It exports its products to all over the world under the brands Dönmez and Hammer Kupplungen. In order to keep customer satisfaction at the highest level, Dönmez Clutch shows the necessary sensitivity to its strong dealer network and closely monitors customer needs and market changes by making regular field visits with its after-sales technical service team. Dönmez Clutch, which always stands by its customers with its after-sales support team, which has high level technical knowledge and equipment about clutches, continues its efforts to produce the fastest solution to every problem experienced.

Knowing that happy employees bring success and success brings happiness, Dönmez Clutch places its employees at the top of the company values and makes the biggest investment for them to work in a happy and peaceful environment. Dönmez Clutch, which carries out R&D studies with its experienced engineers and technical team, designs and manufactures the molds necessary for production itself. It carries out all of the press, heat treatment, machining and assembly processes in the production center equipped with the latest technology. In addition, with the modern warehouse investment completed in 2014, it aims to respond to the demands of its customers more quickly. Dönmez Clutch, with its new environment and technology-oriented factory that started production in September 2020, produces 24 hours a day with over 200 machines and over 300 employees. Dönmez Clutch, which makes functional, special and integrated production with its unique designs and experience in the R&D center in the world where innovative ideas and competitive environment exist, continues to achieve new successes day by day



SPRINTER

Year 2006 - 2015



215-315-415 CDI

Product Ref.	OE Ref.	DIA	Type	Product Description	Details
020 719	020 250 74 01	240	KIT 325 BD	Clutch Kit	-



SPRINTER

Year 2001 - 2006



213-313-413 CDI

Product Ref.	OE Ref.	DIA	Type	Product Description	Details
020 209	020 250 29 01	240	KIT 325 BD	Clutch Kit	-



ATEGO

Year 2013 -



716...723-816...923-1016...1023-1216... 1223-1318-1321-1323-1518-1521-1523

Product Ref.	OE Ref.	DIA	Type	Product Description	Details
020 594	023 250 69 03	362	362 WGTZ	Clutch Disc	36 X 40 - 18N
020 467	009 250 55 04	362	MF 362	Clutch Cover Assy	-
020 118	003 250 49 15	-	KZIS-4	Clutch Release Bearing	-
701 446	023 250 74 01	362	KIT 362 BD	Clutch Kit	-
029 081	936 030 28 05	362	Flywheel	Flywheel	-



LK/LN2

Year 1996 - 1998



811-814-817-917-1117-1317-1517

Product Ref.	OE Ref.	DIA	Type	Product Description	Details
020 741	024 250 17 03	362	362 WGTZ	Clutch Disc	36 X 40 - 18N
020 462	006 250 67 04	362	MF 362	Clutch Cover Assy	-
020 374	000 250 70 15	-	KZIS-4	Clutch Release Bearing	-
121 401	-	362	KIT 362 BDR	Clutch Kit	-



ATEGO

Year 1996 - 2013



1017...1023-1214...1225-1317...1325-1517...1525-1018-712-714-717-814-815-817-823-917-923-711

Product Ref.	OE Ref.	DIA	Type	Product Description	Details
020 741	024 250 17 03	362	362 WGTZ	Clutch Disc	36 X 40 - 18N
020 462	006 250 67 04	362	MF 362	Clutch Cover Assy	-
127 701	025 250 23 01	362	KIT 362 BD	Clutch Kit <small>(with clutch cover)</small>	-
710 005	-	362	KIT 362 BDR	Clutch Kit <small>(with clutch cover)</small>	-



ATEGO

Year 1998 - 2004



712-714-715-717-914-1014-1215-1517-1518

Product Ref.	OE Ref.	DIA	Type	Product Description	Details
028 205	906 030 68 05	362	Flywheel	Flywheel	-



ATEGO - ACTROS - ANTOS - AROCS

Year 1998 - 2004



M94 - M95 / OM 936 / 824-924-927-1024-1224-1524...1530-2024...2030-2427...2430-2527-2530-2627-2630-3227-3230

Product Ref.	OE Ref.	DIA	Type	Product Description	Details
700 639	025 250 74 01	395	KIT 395 BDR	Clutch Kit	-



ATEGO

Year 2004 -



812...829-918...929-1015...1118-1215...1228-1318...1324

Product Ref.	OE Ref.	DIA	Type	Product Description	Details
600 141	002 250 73 15	395	HHIS-3	Clutch Release Bearing	-
710 017	-	395	KIT 395 BDR	Clutch Kit	-



ATEGO

Year 2004 -



812...829-915...929-1015...1029-1118-1215...1228-1315...1326

Product Ref.	OE Ref.	DIA	Type	Product Description	Details
998 501	002 250 51 15	395	HHIS-3	Clutch Release Bearing	-
710 007	-	395	KIT 395 BDR	Clutch Kit	-



ATEGO

Year 2013 -



716...723-816...824-916...927-1016...1024-1216...1230-1318-1321

Product Ref.	OE Ref.	DIA	Type	Product Description	Details
020 931	016 250 81 03	395	395 GTZ	Clutch Disc	36 X 40 - 18N
020 197	007 250 24 04	395	MF 395	Clutch Cover Assy	-
121 201	018 250 95 01	395	KIT 395 BD	Clutch Kit	-



ATEGO - AXOR

Year 1998 - 2004



812...823-917-925-1017-1023-1214...1228-1317...1328-1517...1528-1823-1828-2523-2528-2628

Product Ref.	OE Ref.	DIA	Type	Product Description	Details
020 802	021 250 67 03	395	395 GTZ	Clutch Disc	36 X 40 - 18N
040 833	007 250 15 04	395	MF 395	Clutch Cover Assy	-
121 301	018 250 96 01	395	KIT 395 BD	Clutch Kit	-



ACTROS

Year 2014 -



MP4 - MP5 / OM 473 / 1858-1863-2558-2563

Product Ref.	OE Ref.	DIA	Type	Product Description	Details
700 535	028 250 97 01	400 TWN	KIT 400 BDD	Clutch Kit	-
029 074	471 030 23 05	400 TWN	Flywheel	Flywheel	-



ACTROS - ANTOS

Year 2011 -



MP4 - MP5 / OM 473 / 1818-1858-1863-2058-2063-2458-2463-2558-2563-2658-2663-3358-3363-4158-4163

Product Ref.	OE Ref.	DIA	Type	Product Description	Details
020 185	024 250 72 03	400 TWIN	400 WGTZ	Clutch Disc	45 X 50 - 18N
020 050	024 250 74 03	400 TWIN	400 GTZ	Clutch Disc	79 X 68 - 10N
021 366	008 250 92 04	400 TWIN	KIT 400 BD	Clutch Kit	-
001 083	003 250 75 15	400 TWIN	KZISZ-5	Clutch Release Bearing	-
700 609	023 250 60 01	400 TWIN	KIT 400 BDR	Clutch Kit	-



ACTROS CONSTRUCTION SERIES (PTO)

Year 2003 -



MP2 - MP3 / OM 541- OM 542

Product Ref.	OE Ref.	DIA	Type	Product Description	Details
020 185	024 250 72 03	400 TWIN	400 WGTZ	Clutch Disc	45 X 50 - 18N
020 400	A 007 250 45 04	400 TWIN	KIT 400 BDDR	Clutch Kit	-
021 400	024 250 44 01	400 TWIN	KIT 400 BDDR	Clutch Kit	-



ACTROS

Year 2002 -



MP2 - MP3 / OM 541 - OM 542

Product Ref.	OE Ref.	DIA	Type	Product Description	Details
020 185	024 250 72 03	400 TWIN	400 WGTZ	Clutch Disc	45 X 50 - 18N
020 050	024 250 74 03	400 TWIN	400 GTZ	Clutch Disc	85 X 96 - 8N
021 501	-	400 TWIN	KIT 400 BDR	Clutch Kit	-
000 003	002 250 47 15	-	KZISZ-5	Clutch Release Bearing	-
700 649	027 250 16 01	400 TWIN	KIT 400 BDDR	Clutch Kit	-


SK

Year 1987 - 1996


1735-1748-1844...1853-1945-2044-2050-2448-2538-2550-2553-2635...2650-32235...3253-3535

Product Ref.	OE Ref.	DIA	Type	Product Description	Details
024 105	010 250 88 03	400 TWIN	400 GVZ	Clutch Disc	Z - 10N
021 432	005 250 87 04	400 TWIN	KIT 400 BD	Clutch Cover Assy	-
000 547	001 250 88 15	400 TWIN	K2SZ-5	Clutch Release Bearing	-
121 601	020 250 45 01	400 TWIN	KIT 400 BDR	Clutch Kit	-


ACTROS

Year 2003 -


MP2 - MP3 / OM 541 - OM 542

Product Ref.	OE Ref.	DIA	Type	Product Description	Details
020 024	021250 20 03	400 TWIN	400 WGTZ/2	Clutch Disc	45 X 50 - 18N
020 501	010 250 13 04	400 TWIN	KIT 400 BDR	Clutch Cover Assy	-
000 003	002 250 68 15	-	K2SZ-5	Clutch Release Bearing	-
700 355	021 250 75 01	400 TWIN	KIT 400 BDR	Clutch Kit	-


ACTROS

Year 2011 -


MP4 - MP5 / OM 471- OM 473

Product Ref.	OE Ref.	DIA	Type	Product Description	Details
700 529	023 250 30 01	430	KIT 430 BD	Clutch Kit	-
029 074	471 030 23 05	430	Flywheel	Flywheel	-



ACTROS

Year 2011 -



MP4 - MP5 / OM 470- OM 471

Product Ref.	OE Ref.	DIA	Type	Product Description	Details
700 531	028 250 44 01	430	KIT 430 BD	Clutch Kit	-
029 074	471 030 23 05	430	Flywheel	Flywheel	-



ACTROS - ANTOS - AROCS

Year 2011 -



MP4 - MP5 / OM 470- OM 471 / 1843...1848-2043-2045-2048-2443...3648-2543...2548-2643...2648-3343-3348

Product Ref.	OE Ref.	DIA	Type	Product Description	Details
700 543	028 250 39 01	430	KIT 430 BD	Clutch Kit	-
029 074	-	430	Flywheel	Flywheel	-



ACTROS

Year 2011 -



MP4 - MP5 / OM 470- OM 471

Product Ref.	OE Ref.	DIA	Type	Product Description	Details
700 533	028 250 94 01	430	KIT 430 BDR	Clutch Kit	-
001 081	003 250 74 15	-	K3SZ-5	Clutch Release Bearing	-
029 074	471 030 23 05	430	Flywheel	Flywheel	-



ACTROS

Year 2011 -



MP4 - MP5 / OM 470- OM 471

Product Ref.	OE Ref.	DIA	Type	Product Description	Details
700 545	028 250 49 01	430	KIT 430 BDR	Clutch Kit	-
001 081	003 250 74 15	-	K3SZ-5	Clutch Release Bearing	-
029 074	471 030 23 05	430	Flywheel	Flywheel	-



ACTROS - ANTOS - AROCS

Year 2011 -



MP4 - MP5 / OM 470 - OM 471 / 1813-1815-1848-2043-2045-2048-2143...2148-2545-2548-2643...2648-3343-3345-3348

Product Ref.	OE Ref.	DIA	Type	Product Description	Details
700 541	028 250 79 01	430	KIT 430 BD	Clutch Kit	-
029 074	471 030 23 05	430	Flywheel	Flywheel	-



ACTROS - AROCS

Year 2011 -



MP4 - MP5 / OM 936 / 1824...1835-2024...2035-2427...2435-2527-2530-2532-2535-2627-2630-2632-2635

Product Ref.	OE Ref.	DIA	Type	Product Description	Details
700 530	027 250 37 01	430	KIT 430 DB	Clutch Kit	-



AROCS - INTOURO - INTEGRO (O 550)

Year 2013 -



OM936 / 3332

Product Ref.	OE Ref.	DIA	Type	Product Description	Details
700 540	028 250 90 01	430	KIT 430 BDR	Clutch Kit	-



TRAVEGO (O 580) - TOURISMO (O 350) - CAPACITY

Year 2015 -



OM 457 - OM 470 / 15 RHD - 15 SHD

Product Ref.	OE Ref.	DIA	Type	Product Description	Details
700 548	010 250 32 04	430	KIT 430 BDR	Clutch Release Bearing	-
001 082	003 250 73 15	-	KZISZ-5	Clutch Kit	-



ACTROS

Year 2003 -



MP2 - MP3 / OM 541

Product Ref.	OE Ref.	DIA	Type	Product Description	Details
020 730	025 250 42 03	430	430 WGTZ	Clutch Disc	45 X 50 - 18N
025 032	007 250 81 04	430	KIT 430 BR	Clutch Cover Assy	-
002 255	002 250 47 15	-	K2SZ-5	Clutch Release Bearing	-
122 801	026 250 92 01	430	KIT 430 BDR	Clutch Kit	-



ACTROS

Year 2003 -



MP2 - MP3 / OM 541

Product Ref.	OE Ref.	DIA	Type	Product Description	Details
020 730	025 250 42 03	430	430 WGTZ	Clutch Disc	45 X 50 - 18N
025 258	009 250 09 04	430	KIT 430 BR	Clutch Cover Assy	-
000 003	002 250 82 15	-	K2SZ-5	Clutch Release Bearing	-
700 446	028 250 27 01	430	KIT 430 BDR	Clutch Kit	-



ACTROS CONSTRUCTION SERIES (PTO)

Year 2003 -



MP2 - MP3 / OM 541

Product Ref.	OE Ref.	DIA	Type	Product Description	Details
020 730	025 250 42 03	430	430 WGTZ	Clutch Disc	45 X 50 - 18N
021 139	007 250 14 04	430	KIT 430 BDR	Clutch Cover Assy	-
700 416	027 250 04 01	430	KIT 430 BDR	Clutch Kit	-


SK

Year 1987 - 1996


OM 442 / 1728-1729-1929-2429-2629

Product Ref.	OE Ref.	DIA	Type	Product Description	Details
020 729	018 250 36 03	430	430 WGTZ	Clutch Disc	2' - 10N
020 113	005 250 83 04	430	MFZ 430	Clutch Cover Assy	-
000 278	001 250 86 15	-	KZISZ-5	Clutch Release Bearing	-
122 501	-	430	KIT 430 BDR	Clutch Kit	-


MK - SK - NG - O 303

Year 1987 - 1996


OM 401 - OM 441 / 1222-1224-1227-1231-1422-1720-1722-1824-1922-2422-2427-2522-2524-2531

Product Ref.	OE Ref.	DIA	Type	Product Description	Details
103 031	019 250 04 03	430	430 WGTZ	Clutch Disc	13/4' - 10N
020 113	005 250 83 04	430	MFZ 430	Clutch Cover Assy	-
000 549	001 250 62 15	-	KZISZ-5	Clutch Release Bearing	-
123 001	020 250 47 01	430	KIT 430 BDR	Clutch Kit	-


**ACTROS - AXOR POWER SERIES
(HEAVY DUTY GROUP)**

Year 2003 -


MP2 - MP3 / OM 457 - OM 541 - OM 542

Product Ref.	OE Ref.	DIA	Type	Product Description	Details
022 730	-	430	430 WGTZ	Clutch Disc	45 X 50 - 18N
125 801	-	430	KIT 430 BDR	Clutch Kit	-



ATEGO - AXOR

Year 1998 -



OM 902 - OM 906 - OM 926 / 1823-1824-1826-1828-1829-1833-2523-2528-2533-2638

Product Ref.	OE Ref.	DIA	Type	Product Description	Details
020 730	025 250 44 03	430	430 WGTZ	Clutch Disc	45 X 50 - 18N
023 031	024 250 04 01	430	KIT 430 BR	Clutch Cover Assy	-
002 255	002 250 47 15	-	KZSZ-5	Clutch Release Bearing	-
700 414	018 250 98 01	430	KIT 430 BDR	Clutch Kit	-



ACTROS

Year 1997 -



MP2-MP3 / OM 542 / 1848-1850-2048-2050-2053-2548-2553-2648-2650-2653-3348

Product Ref.	OE Ref.	DIA	Type	Product Description	Details
020 730	025 250 44 03	430	430 WGTZ	Clutch Disc	45 X 50 - 18N
025 032	007 250 81 04	430	KIT 430 BR	Clutch Cover Assy	-
002 255	002 250 47 15	-	KZSZ-5	Clutch Release Bearing	-
700 415	028 250 12 01	430	KIT 430 BDR	Clutch Kit	-



INTEGRO (O 550) - EVOBUS

Year 1997 -



OM 441 - OM 447 - OM 457 / O 550 - NF 315 - S 310 - S 315

Product Ref.	OE Ref.	DIA	Type	Product Description	Details
103 031	016 250 12 03	430	430 WGTZ	Clutch Disc	13/4" - 10N
020 113	005 250 84 04	430	MFZ 430	Clutch Cover Assy	-
000 157	002 250 46 15	-	KZSZ-5	Clutch Release Bearing	-
700 451	-	430	KIT 430 BDR	Clutch Kit	-



MERCEDES EVOBUS

Year 1997 -



OM 442 / S 310 - S 315

Product Ref.	OE Ref.	DIA	Type	Product Description	Details
021 734	8.383.300.000	430	430 WG1Z	Clutch Disc	2" - 10N
021 233	8.383.344.000	430	MFZ 430	Clutch Cover Assy	-
000 157	8.383.337.000	-	KZISZ-5	Clutch Release Bearing	-
127 801	-	430	KIT 430 BDR	Clutch Kit	-



INTEGRO (O 550) - TOURISMO (O 350) - TRAVEGO (O 580) - NEOPLAN - SETRA

Year 1991 -



OM 457 - OM 502 - OM 542 - D 2066 - D 2066 / CITYLINER - TRENDLINER - S 315 - S 315 - S 415 - S 415 - S 415 - S 417 - S 431

Product Ref.	OE Ref.	DIA	Type	Product Description	Details
020 509	-	430	KIT 430 BDR	Clutch Kit	-



INTEGRO (O 550) - TOURISMO (O 350) - TRAVEGO (O 580) / SETRA

Year 1999 -



OM 457 / S 415 - S 417

Product Ref.	OE Ref.	DIA	Type	Product Description	Details
029 403	457 030 44 05	430	Dual Mass	Flywheel	-



AXOR - CITARO (O 530) - INTEGRO (O 550) - TOURISMO (O 350)

Year 2002 -



OM 457 / 1835...1843-2436-2535...2543-2636...2643-3236-3240-3243-3335-3340-3343-4135-4140-4143

Product Ref.	OE Ref.	DIA	Type	Product Description	Details
069 020	457 030 06 05	430	Flywheel	Flywheel	-



ATEGO - AXOR

Year 1998 -



OM 457 - OM 902 - OM 906 - OM 926 / 1323-1823-1826-1828-1829-1833

Product Ref.	OE Ref.	DIA	Type	Product Description	Details
029 049	906 030 66 05	430	Flywheel	Flywheel	-



O 303 - O 340 - O 403 - 404 - MAN F90 19.422

Year 1989 -



OM 440 / 1222 -...3235

Product Ref.	OE Ref.	DIA	Type	Product Description	Details
029 205	442 030 02 05	430	Flywheel	Flywheel	-



AXOR

Year 2004 -



OM 457 / 1836-1840-1843-2436-2440-2443-2535-2540-2543-2635-2636-2643-2644-3360-3243-4140-4143

Product Ref.	OE Ref.	DIA	Type	Product Description	Details
021 457	009 096 9299	-	Turbo	Turbocharger	-



ATEGO

Year 2004 -



OM 904 / 1018-1518

Product Ref.	OE Ref.	DIA	Type	Product Description	Details
021 904	904 096 91 99	-	Turbo	Turbocharger	-



ATEGO

Year 1998 -



OM 904 / 712-815-818-1017-1215-1217-1317

Product Ref.	OE Ref.	DIA	Type	Product Description	Details
020 904	904 096 98 99	-	Turbo	Turbocharger	-


ATEGO - AXOR - CITARO (O 530) - UNIMOG - ECONIC

Year 1998 -


OM 906 / 1725-1823-1923- 1928-1023-1223-1228-1328-1528-2523-2528 2 623-2628-3028-3228

Product Ref.	OE Ref.	DIA	Type	Product Description	Details
020 906	906 096 46 99	-	Turbo	Turbocharger	-


AXOR

Year 2004 -


OM 457 / 1823-1835-1840-2640-3240-3340-4140

Product Ref.	OE Ref.	DIA	Type	Product Description	Details
020 457	009 096 65 99	-	Turbo	Turbocharger	-


LK/LN2 / MK / NG / UNIMOG

Year 1975 -


OM366 / 2517-2521

Product Ref.	OE Ref.	DIA	Type	Product Description	Details
020 366	366 096 08 99	-	Turbo	Turbocharger	-


**TRAVEGO (O 580) - MAN LION'S COACH -
LION'S REGIO - SETRA**

Year 1999 -


OM 457 - OM 542 - OM 942 / S415 - S431

Product Ref.	OE Ref.	DIA	Type	Product Description	Details
700 512	-	430	KIT 430 BD	Clutch Kit	-



EVOBUS

Year 1996 - 2003


OM 442 / S 310 - S 315

Product Ref.	OE Ref.	DIA	Type	Product Description	Details
023 034	018 250 20 03	430	430 WGTZ	Clutch Disc	2" - 10N
020 233	004 250 89 04	430	MFZ 430	Clutch Cover Assy	2" - 10N
000 157	002 250 46 15	-	K2SZ-5	Clutch Release Bearing	-
700 349	-	430	KT 430 BDR	Clutch Kit	-





ENG

CROSS LIST

MERCEDES



Product Ref.	Description	OE Reference
000 003	Release Bearing	002 250 68 15
000 003	Release Bearing	002 250 77 15
000 003	Release Bearing	002 250 82 15
000 003	Release Bearing	002 250 99 15
000 003	Release Bearing	A 002 250 68 15
000 003	Release Bearing	A 002 250 77 15
000 003	Release Bearing	A 002 250 82 15
000 003	Release Bearing	A 002 250 99 15
000 003	Release Bearing	A 002 250 40 15
000 003	Release Bearing	002 250 40 15
000 003	Release Bearing	002 250 37 15
000 003	Release Bearing	A 002 250 37 15
000 003	Release Bearing	A 003 250 60 15
000 003	Release Bearing	003 250 60 15
000 144	Release Bearing	000 254 30 08
000 144	Release Bearing	A 000 254 30 08
000 157	Release Bearing	002 250 88 15
000 157	Release Bearing	003 250 15 15
000 157	Release Bearing	003 250 68 15
000 157	Release Bearing	A 002 250 88 15
000 157	Release Bearing	A 003 250 15 15
000 157	Release Bearing	A 003 250 68 15
000 157	Release Bearing	A 001 250 15 15
000 157	Release Bearing	A 001 250 96 15
000 157	Release Bearing	001 250 18 15
000 157	Release Bearing	001 250 96 15
000 157	Release Bearing	A 002 250 45 15
000 157	Release Bearing	002 250 45 15
000 278	Release Bearing	A 001 250 05 15
000 278	Release Bearing	A 001 250 48 15
000 278	Release Bearing	A 001 250 64 15
000 278	Release Bearing	A 001 250 65 15
000 278	Release Bearing	A 001 250 79 15
000 278	Release Bearing	A 001 250 86 15
000 278	Release Bearing	A 001 250 98 15
000 278	Release Bearing	001 250 05 15
000 278	Release Bearing	001 250 48 15
000 278	Release Bearing	001 250 64 15
000 278	Release Bearing	001 250 65 15
000 278	Release Bearing	001 250 79 15
000 278	Release Bearing	001 250 86 15
000 278	Release Bearing	001 250 98 15
000 278	Release Bearing	A 001 250 98 45
000 278	Release Bearing	A 003 250 62 15
000 278	Release Bearing	003 250 62 15
000 278	Release Bearing	001 250 98 45
000 335	Release Bearing	002 250 63 15
000 335	Release Bearing	002 250 83 15
000 335	Release Bearing	003 250 14 15
000 335	Release Bearing	003 250 48 15

Product Ref.	Description	OE Reference
000 335	Release Bearing	003 250 69 15
000 335	Release Bearing	A 002 250 63 15
000 335	Release Bearing	A 002 250 83 15
000 335	Release Bearing	A 003 250 14 15
000 335	Release Bearing	A 003 250 48 15
000 335	Release Bearing	A 003 250 69 15
000 335	Release Bearing	A 002 250 44 15
000 335	Release Bearing	A 002 250 49 15
000 335	Release Bearing	002 250 44 15
000 335	Release Bearing	002 250 49 15
000 493	Release Bearing	000 254 32 08
000 493	Release Bearing	003 250 22 15
000 493	Release Bearing	003 250 80 15
000 493	Release Bearing	A 000 254 32 08
000 493	Release Bearing	A 003 250 22 15
000 493	Release Bearing	A 003 250 80 15
000 547	Release Bearing	A 001 250 06 15
000 547	Release Bearing	A 001 250 49 15
000 547	Release Bearing	A 001 250 66 15
000 547	Release Bearing	A 001 250 67 15
000 547	Release Bearing	A 001 250 80 15
000 547	Release Bearing	A 001 250 88 15
000 547	Release Bearing	A 002 250 08 15
000 547	Release Bearing	001 250 06 15
000 547	Release Bearing	001 250 49 15
000 547	Release Bearing	001 250 66 15
000 547	Release Bearing	001 250 67 15
000 547	Release Bearing	001 250 80 15
000 547	Release Bearing	001 250 88 15
000 547	Release Bearing	002 250 08 15
000 547	Release Bearing	A 003 250 64 15
000 547	Release Bearing	003 250 64 15
000 549	Release Bearing	A 001 250 09 15
000 549	Release Bearing	A 001 250 47 15
000 549	Release Bearing	A 001 250 62 15
000 549	Release Bearing	A 001 250 63 15
000 549	Release Bearing	A 001 250 81 15
000 549	Release Bearing	A 001 250 84 15
000 549	Release Bearing	A 001 250 97 15
000 549	Release Bearing	001 250 09 15
000 549	Release Bearing	001 250 47 15
000 549	Release Bearing	001 250 62 15
000 549	Release Bearing	001 250 63 15
000 549	Release Bearing	001 250 81 15
000 549	Release Bearing	001 250 84 15
000 549	Release Bearing	001 250 97 15
000 549	Release Bearing	A 003 250 65 15
000 549	Release Bearing	003 250 65 15
001 081	Release Bearing	A 003 250 39 15
001 081	Release Bearing	A 003 250 74 15

Product Ref.	Description	OE Reference
001 081	Release Bearing	003 250 39 15
001 081	Release Bearing	003 250 74 15
001 082	Release Bearing	A 003 250 37 15
001 082	Release Bearing	003 250 37 15
001 082	Release Bearing	A 003 250 73 15
001 082	Release Bearing	003 250 73 15
001 083	Release Bearing	A 003 250 75 15
001 083	Release Bearing	003 250 75 15
001 150	Release Bearing	003 250 49 15
001 150	Release Bearing	A 003 250 49 15
001 150	Release Bearing	003 250 50 15
001 150	Release Bearing	A 003 250 50 15
001 181	Release Bearing	A 003 250 39 15
001 181	Release Bearing	A 003 250 74 15
001 181	Release Bearing	003 250 39 15
001 181	Release Bearing	003 250 74 15
002 295	Release Bearing	002 250 41 15
002 295	Release Bearing	002 250 47 15
002 295	Release Bearing	002 250 67 15
002 295	Release Bearing	002 250 78 15
002 295	Release Bearing	002 250 81 15
002 295	Release Bearing	002 250 98 15
002 295	Release Bearing	22504715
002 295	Release Bearing	22504715
002 295	Release Bearing	22506715
002 295	Release Bearing	003 250 59 15
002 295	Release Bearing	22504715
002 295	Release Bearing	22504715
002 295	Release Bearing	22506715
002 295	Release Bearing	A 002 250 41 15
002 295	Release Bearing	A 002 250 47 15
002 295	Release Bearing	A 002 250 67 15
002 295	Release Bearing	A 002 250 78 15
002 295	Release Bearing	A 002 250 81 15
002 295	Release Bearing	A 002 250 98 15
002 295	Release Bearing	A 003 250 39 15
002 295	Release Bearing	A 002 250 42 15
002 295	Release Bearing	002 250 42 15
020 024	Clutch Disc	A 015 250 81 03
020 024	Clutch Disc	015 250 81 03
020 024	Clutch Disc	A 019 250 52 03
020 024	Clutch Disc	020 250 94 03
020 024	Clutch Disc	017 250 09 03
020 024	Clutch Disc	018 250 13 03
020 024	Clutch Disc	A 018 250 13 03
020 024	Clutch Disc	015 250 80 03
020 024	Clutch Disc	A 020 250 94 03
020 024	Clutch Disc	024 250 42 01
020 024	Clutch Disc	A 015 250 79 03
020 024	Clutch Disc	018 250 60 03

Product Ref.	Description	OE Reference
020 024	Clutch Disc	A 018 250 11 03
020 024	Clutch Disc	A 015 250 80 03
020 024	Clutch Disc	018 250 11 03
020 024	Clutch Disc	A 018 250 60 03
020 024	Clutch Disc	017 250 03 03
020 024	Clutch Disc	A 017 250 09 03
020 024	Clutch Disc	015 250 79 03
020 024	Clutch Disc	A 017 250 03 03
020 024	Clutch Disc	019 250 52 03
020 024	Clutch Disc	A 017 250 11 03
020 024	Clutch Disc	017 250 11 03
020 033	Clutch Disc	009 250 32 03
020 033	Clutch Disc	A 009 250 32 03
020 034	Clutch Disc	005 250 60 03
020 034	Clutch Disc	005 250 61 03
020 034	Clutch Disc	008 250 74 03
020 034	Clutch Disc	A 005 250 60 03
020 034	Clutch Disc	A 005 250 61 03
020 034	Clutch Disc	A 008 250 74 03
020 036	Clutch Disc	A 000 250 63 03
020 036	Clutch Disc	A 001 250 06 03
020 036	Clutch Disc	A 002 250 35 03
020 036	Clutch Disc	A 002 250 74 03
020 036	Clutch Disc	A 014 250 94 03
020 036	Clutch Disc	A 007 250 21 03
020 036	Clutch Disc	000 250 63 03
020 036	Clutch Disc	001 250 06 03
020 036	Clutch Disc	002 250 35 03
020 036	Clutch Disc	002 250 74 03
020 036	Clutch Disc	007 250 21 03
020 036	Clutch Disc	014 250 94 03
020 041	Clutch Disc	012 250 53 03
020 041	Clutch Disc	013 250 08 03
020 041	Clutch Disc	013 250 71 03
020 041	Clutch Disc	016 250 16 03
020 041	Clutch Disc	016 250 32 03
020 041	Clutch Disc	018 250 99 03
020 041	Clutch Disc	A 012 250 53 03
020 041	Clutch Disc	A 013 250 08 03
020 041	Clutch Disc	A 013 250 71 03
020 041	Clutch Disc	A 016 250 16 03
020 041	Clutch Disc	A 016 250 32 03
020 041	Clutch Disc	A 018 250 99 03
020 042	Clutch Cover Assy	A 007 250 40 04
020 042	Clutch Cover Assy	A 007 250 50 04
020 042	Clutch Cover Assy	A 007 250 62 04
020 042	Clutch Cover Assy	A 007 250 95 04
020 042	Clutch Cover Assy	007 250 40 04
020 042	Clutch Cover Assy	007 250 50 04
020 042	Clutch Cover Assy	007 250 62 04

Product Ref.	Description	OE Reference
020 042	Clutch Cover Assy	007 250 95 04
020 046	Clutch Disc	002 250 99 03
020 046	Clutch Disc	003 250 00 03
020 046	Clutch Disc	005 250 01 03
020 046	Clutch Disc	005 250 02 03
020 046	Clutch Disc	007 250 42 03
020 046	Clutch Disc	007 250 43 03
020 046	Clutch Disc	A 002 250 99 03
020 046	Clutch Disc	A 003 250 00 03
020 046	Clutch Disc	A 005 250 01 03
020 046	Clutch Disc	A 005 250 02 03
020 046	Clutch Disc	A 007 250 42 03
020 046	Clutch Disc	A 007 250 43 03
020 048	Clutch Disc	003 250 79 03
020 048	Clutch Disc	A 003 250 79 03
020 050	Clutch Disc	A 024 250 74 03
020 050	Clutch Disc	A 024 250 75 03
020 050	Clutch Disc	024 250 74 03
020 050	Clutch Disc	024 250 75 03
020 070	Clutch Disc	A 005 250 40 03
020 070	Clutch Disc	A 004 250 73 03
020 070	Clutch Disc	A 007 250 74 03
020 070	Clutch Disc	005 250 39 03
020 070	Clutch Disc	007 250 74 03
020 070	Clutch Disc	A 005 250 39 03
020 070	Clutch Disc	A 003 250 55 03
020 070	Clutch Disc	004 250 73 03
020 070	Clutch Disc	A 021 250 05 03
020 070	Clutch Disc	A 007 250 30 03
020 070	Clutch Disc	003 250 56 03
020 070	Clutch Disc	A 018 250 37 03
020 070	Clutch Disc	021 250 05 03
020 070	Clutch Disc	018 250 37 03
020 070	Clutch Disc	003 250 62 03
020 070	Clutch Disc	007 250 30 03
020 070	Clutch Disc	005 250 40 03
020 070	Clutch Disc	A 003 250 62 03
020 074	Clutch Disc	A 000 250 32 03
020 074	Clutch Disc	A 000 250 91 03
020 074	Clutch Disc	A 001 250 02 03
020 074	Clutch Disc	A 001 250 27 03
020 074	Clutch Disc	A 001 250 57 03
020 074	Clutch Disc	A 001 250 97 03
020 074	Clutch Disc	A 002 250 13 03
020 074	Clutch Disc	A 002 250 14 03
020 074	Clutch Disc	A 004 250 90 03
020 074	Clutch Disc	A 009 250 40 03
020 074	Clutch Disc	000 250 32 03
020 074	Clutch Disc	000 250 91 03
020 074	Clutch Disc	001 250 02 03

Product Ref.	Description	OE Reference
020 074	Clutch Disc	001 250 27 03
020 074	Clutch Disc	001 250 57 03
020 074	Clutch Disc	001 250 97 03
020 074	Clutch Disc	002 250 13 03
020 074	Clutch Disc	002 250 14 03
020 074	Clutch Disc	004 250 90 03
020 074	Clutch Disc	009 250 40 03
020 101	Clutch Cover Assy	A 002 250 75 04
020 101	Clutch Cover Assy	002 250 75 04
020 101	Clutch Cover Assy	A 004 250 24 04
020 101	Clutch Cover Assy	A 695 250 71 04
020 101	Clutch Cover Assy	004 250 24 04
020 101	Clutch Cover Assy	695 250 71 04
020 104	Clutch Disc	000 250 92 03
020 104	Clutch Disc	001 250 55 03
020 104	Clutch Disc	001 250 58 03
020 104	Clutch Disc	001 250 67 03
020 104	Clutch Disc	001 250 83 03
020 104	Clutch Disc	002 250 05 03
020 104	Clutch Disc	003 250 51 03
020 104	Clutch Disc	007 250 38 03
020 104	Clutch Disc	317 250 04 03
020 104	Clutch Disc	344 250 72 03
020 104	Clutch Disc	A 000 250 92 03
020 104	Clutch Disc	A 001 250 55 03
020 104	Clutch Disc	A 001 250 58 03
020 104	Clutch Disc	A 001 250 67 03
020 104	Clutch Disc	A 001 250 83 03
020 104	Clutch Disc	A 002 250 05 03
020 104	Clutch Disc	A 003 250 51 03
020 104	Clutch Disc	A 007 250 38 03
020 104	Clutch Disc	A 317 250 04 03
020 104	Clutch Disc	A 344 250 72 03
020 105	Clutch Disc	A 002 250 97 03
020 105	Clutch Disc	A 002 250 98 03
020 105	Clutch Disc	A 003 250 06 03
020 105	Clutch Disc	A 003 250 09 03
020 105	Clutch Disc	A 003 250 74 03
020 105	Clutch Disc	A 005 250 43 03
020 105	Clutch Disc	A 005 250 57 03
020 105	Clutch Disc	A 005 250 64 03
020 105	Clutch Disc	A 006 250 90 03
020 105	Clutch Disc	A 010 250 00 03
020 105	Clutch Disc	A 012 250 69 03
020 105	Clutch Disc	002 250 97 03
020 105	Clutch Disc	002 250 98 03
020 105	Clutch Disc	003 250 06 03
020 105	Clutch Disc	003 250 09 03
020 105	Clutch Disc	003 250 74 03
020 105	Clutch Disc	005 250 43 03

Product Ref.	Description	OE Reference
020 105	Clutch Disc	005 250 57 03
020 105	Clutch Disc	005 250 64 03
020 105	Clutch Disc	006 250 90 03
020 105	Clutch Disc	010 250 00 03
020 105	Clutch Disc	012 250 69 03
020 105	Clutch Disc	A 006 250 45 03
020 105	Clutch Disc	A 006 250 46 03
020 105	Clutch Disc	A 007 250 08 03
020 105	Clutch Disc	A 007 250 09 03
020 105	Clutch Disc	A 007 250 10 03
020 105	Clutch Disc	006 250 45 03
020 105	Clutch Disc	006 250 46 03
020 105	Clutch Disc	007 250 08 03
020 105	Clutch Disc	007 250 09 03
020 105	Clutch Disc	007 250 10 03
020 105	Clutch Disc	A 011 250 00 03
020 105	Clutch Disc	A 011 250 01 03
020 105	Clutch Disc	A 011 250 02 03
020 105	Clutch Disc	011 250 00 03
020 105	Clutch Disc	011 250 01 03
020 105	Clutch Disc	011 250 02 03
020 113	Clutch Cover Assy	A 004 250 87 04
020 113	Clutch Cover Assy	A 004 250 61 04
020 113	Clutch Cover Assy	005 250 84 04
020 113	Clutch Cover Assy	004 250 46 04
020 113	Clutch Cover Assy	A 005 250 84 04
020 113	Clutch Cover Assy	004 250 87 04
020 113	Clutch Cover Assy	004 250 61 04
020 113	Clutch Cover Assy	A 004 250 46 04
020 118	Release Bearing	003 250 49 15
020 118	Release Bearing	A 003 250 49 15
020 118	Release Bearing	003 250 50 15
020 118	Release Bearing	A 003 250 50 15
020 131	Clutch Cover Assy	000 250 00 04
020 131	Clutch Cover Assy	002 250 31 04
020 131	Clutch Cover Assy	002 250 39 04
020 131	Clutch Cover Assy	002 250 40 04
020 131	Clutch Cover Assy	003 250 25 04
020 131	Clutch Cover Assy	003 250 27 04
020 131	Clutch Cover Assy	003 250 28 04
020 131	Clutch Cover Assy	A 000 250 00 04
020 131	Clutch Cover Assy	A 002 250 31 04
020 131	Clutch Cover Assy	A 002 250 39 04
020 131	Clutch Cover Assy	A 002 250 40 04
020 131	Clutch Cover Assy	A 003 250 25 04
020 131	Clutch Cover Assy	A 003 250 27 04
020 131	Clutch Cover Assy	A 003 250 28 04
020 132	Clutch Cover Assy	000 250 63 04
020 132	Clutch Cover Assy	A 000 250 63 04
020 132	Clutch Cover Assy	000 250 46 04

Product Ref.	Description	OE Reference
020 132	Clutch Cover Assy	A 000 250 46 04
020 144	Clutch Disc	A 006 250 83 03
020 144	Clutch Disc	A 006 250 84 03
020 144	Clutch Disc	A 008 250 08 03
020 144	Clutch Disc	A 011 250 81 03
020 144	Clutch Disc	006 250 83 03
020 144	Clutch Disc	006 250 84 03
020 144	Clutch Disc	008 250 08 03
020 144	Clutch Disc	011 250 81 03
020 144	Clutch Disc	A 005 250 19 03
020 144	Clutch Disc	A 008 250 46 03
020 144	Clutch Disc	A 005 250 24 03
020 144	Clutch Disc	005 250 19 03
020 144	Clutch Disc	005 250 24 03
020 144	Clutch Disc	008 250 46 03
020 185	Clutch Disc	A 024 250 72 03
020 185	Clutch Disc	A 024 250 73 03
020 185	Clutch Disc	024 250 72 03
020 185	Clutch Disc	024 250 73 03
020 185	Clutch Disc	027 250 21 01
020 185	Clutch Disc	027 250 20 01
020 185	Clutch Disc	024 250 73 03
020 185	Clutch Disc	024 250 72 03
020 197	Clutch Cover Assy	A 007 250 23 04
020 197	Clutch Cover Assy	A 007 250 24 04
020 197	Clutch Cover Assy	A 021 250 25 01
020 197	Clutch Cover Assy	007 250 23 04
020 197	Clutch Cover Assy	007 250 24 04
020 197	Clutch Cover Assy	021 250 25 01
020 197	Clutch Cover Assy	A 006 250 32 04
020 197	Clutch Cover Assy	A 006 250 84 04
020 197	Clutch Cover Assy	006 250 32 04
020 197	Clutch Cover Assy	006 250 84 04
020 206	Clutch Cover Assy	A 003 250 84 04
020 206	Clutch Cover Assy	003 250 84 04
020 206	Clutch Cover Assy	A 003 250 48 04
020 206	Clutch Cover Assy	003 250 48 04
020 209	ClutchKit	020 250 29 01
020 209	ClutchKit	A 020 250 29 01
020 209	ClutchKit	20 250 29 01
020 209	ClutchKit	A 019 250 58 01
020 209	ClutchKit	019 250 58 01
020 209	ClutchKit	A 020 250 12 01
020 209	ClutchKit	020 250 12 01
020 211	Clutch Cover Assy	A 003 250 54 04
020 211	Clutch Cover Assy	003 250 54 04
020 211	Clutch Cover Assy	A 002 250 87 04
020 211	Clutch Cover Assy	002 250 87 04
020 232	Clutch Disc	A 001 250 60 03
020 232	Clutch Disc	A 002 250 39 03

Product Ref.	Description	OE Reference
020 232	Clutch Disc	A 002 250 88 03
020 232	Clutch Disc	A 003 250 82 03
020 232	Clutch Disc	A 003 250 83 03
020 232	Clutch Disc	A 004 250 49 03
020 232	Clutch Disc	A 008 250 72 03
020 232	Clutch Disc	A 010 250 86 03
020 232	Clutch Disc	A 013 250 82 03
020 232	Clutch Disc	A 013 250 92 03
020 232	Clutch Disc	A 345 250 75 03
020 232	Clutch Disc	001 250 60 03
020 232	Clutch Disc	002 250 39 03
020 232	Clutch Disc	002 250 88 03
020 232	Clutch Disc	003 250 82 03
020 232	Clutch Disc	003 250 83 03
020 232	Clutch Disc	004 250 49 03
020 232	Clutch Disc	005 250 07 03
020 232	Clutch Disc	008 250 72 03
020 232	Clutch Disc	010 250 86 03
020 232	Clutch Disc	013 250 82 03
020 232	Clutch Disc	013 250 92 03
020 232	Clutch Disc	345 250 75 03
020 232	Clutch Disc	A 001 250 59 03
020 232	Clutch Disc	A 002 250 04 03
020 232	Clutch Disc	A 002 250 34 03
020 232	Clutch Disc	A 003 250 86 03
020 232	Clutch Disc	A 005 250 06 03
020 232	Clutch Disc	A 009 250 12 03
020 232	Clutch Disc	A 009 250 13 03
020 232	Clutch Disc	A 345 250 74 03
020 232	Clutch Disc	001 250 59 03
020 232	Clutch Disc	002 250 04 03
020 232	Clutch Disc	002 250 34 03
020 232	Clutch Disc	003 250 86 03
020 232	Clutch Disc	005 250 06 03
020 232	Clutch Disc	009 250 12 03
020 232	Clutch Disc	009 250 13 03
020 232	Clutch Disc	345 250 74 03
020 233	Clutch Cover Assy	004 250 89 04
020 233	Clutch Cover Assy	005 250 62 04
020 233	Clutch Cover Assy	A 004 250 89 04
020 233	Clutch Cover Assy	A 005 250 62 04
020 366	Turbo Charger	366 096 02 99
020 366	Turbo Charger	366 096 02 99K2
020 366	Turbo Charger	376 096 03 99K2
020 374	Release Bearing	002 250 61 15
020 374	Release Bearing	A 002 250 61 15
020 374	Release Bearing	A 001 250 22 15
020 374	Release Bearing	001 250 22 15
020 374	Release Bearing	A 000 250 70 15
020 374	Release Bearing	000 250 70 15

Product Ref.	Description	OE Reference
020 400	Clutch Cover Assy	A 007 250 45 04
020 400	Clutch Cover Assy	A 007 250 84 04
020 400	Clutch Cover Assy	A 007 250 96 04
020 400	Clutch Cover Assy	A 008 250 45 04
020 400	Clutch Cover Assy	A 009 250 18 04
020 400	Clutch Cover Assy	A 010 250 18 04
020 400	Clutch Cover Assy	007 250 45 04
020 400	Clutch Cover Assy	007 250 86 04
020 400	Clutch Cover Assy	007 250 96 04
020 400	Clutch Cover Assy	008 250 45 04
020 400	Clutch Cover Assy	009 250 18 04
020 400	Clutch Cover Assy	010 250 18 04
020 433	Clutch Cover Assy	000 250 93 04
020 433	Clutch Cover Assy	001 250 00 04
020 433	Clutch Cover Assy	001 250 74 04
020 433	Clutch Cover Assy	003 250 16 04
020 433	Clutch Cover Assy	A 000 250 93 04
020 433	Clutch Cover Assy	A 001 250 00 04
020 433	Clutch Cover Assy	A 001 250 74 04
020 433	Clutch Cover Assy	A 003 250 16 04
020 457	Turbo Charger	008 096 50 99
020 457	Turbo Charger	009 096 65 99
020 457	Turbo Charger	A 008 096 50 99
020 457	Turbo Charger	A 009 096 65 99
020 462	Clutch Cover Assy	022 250 81 01
020 462	Clutch Cover Assy	A 022 250 81 01
020 462	Clutch Cover Assy	A 006 250 67 04
020 462	Clutch Cover Assy	006 250 67 04
020 462	Clutch Cover Assy	A 006 250 30 04
020 462	Clutch Cover Assy	006 250 30 04
020 467	Clutch Cover Assy	92509504
020 496	Clutch Disc	A 018 250 61 03
020 496	Clutch Disc	A 018 250 62 03
020 496	Clutch Disc	A 018 250 78 03
020 496	Clutch Disc	A 020 250 16 03
020 496	Clutch Disc	A 020 250 53 03
020 496	Clutch Disc	A 020 250 55 03
020 496	Clutch Disc	A 020 250 56 03
020 496	Clutch Disc	018 250 61 03
020 496	Clutch Disc	018 250 62 03
020 496	Clutch Disc	018 250 78 03
020 496	Clutch Disc	020 250 16 03
020 496	Clutch Disc	020 250 53 03
020 496	Clutch Disc	020 250 55 03
020 496	Clutch Disc	020 250 56 03
020 542	Clutch Cover Assy	000 250 17 04
020 542	Clutch Cover Assy	000 250 67 04
020 542	Clutch Cover Assy	001 250 01 04
020 542	Clutch Cover Assy	003 250 34 04
020 542	Clutch Cover Assy	A 000 250 17 04

Product Ref.	Description	OE Reference
020 542	Clutch Cover Assy	A 000 250 67 04
020 542	Clutch Cover Assy	A 001 250 01 04
020 542	Clutch Cover Assy	A 003 250 34 04
020 594	Clutch Disc	023 250 69 03
020 716	Clutch Disc	A 020 250 28 03
020 716	Clutch Disc	A 020 250 86 03
020 716	Clutch Disc	A 022 250 55 03
020 716	Clutch Disc	020 250 28 03
020 716	Clutch Disc	020 250 86 03
020 716	Clutch Disc	022 250 55 03
020 719	Clutch Kit	020 250 74 01
020 719	Clutch Kit	202507401
020 719	Clutch Kit	023 250 83 01
020 719	Clutch Kit	232508301
020 719	Clutch Kit	025 250 70 01
020 719	Clutch Kit	252507001
020 719	Clutch Kit	A 020 250 74 01
020 719	Clutch Kit	A0202507401
020 719	Clutch Kit	A 023 250 83 01
020 719	Clutch Kit	A0232508301
020 719	Clutch Kit	232500201
020 719	Clutch Kit	202507401
020 719	Clutch Kit	232500201
020 719	Clutch Kit	232508301
020 719	Clutch Kit	252507001
020 719	Clutch Kit	A 0232500201
020 719	Clutch Kit	A 001 252 19 05
020 719	Clutch Kit	A 001 252 62 05
020 719	Clutch Kit	001 252 19 05
020 719	Clutch Kit	001 252 62 05
020 729	Clutch Disc	A 017 250 47 03
020 729	Clutch Disc	A 017 250 48 03
020 729	Clutch Disc	A 017 250 49 03
020 729	Clutch Disc	A 018 250 36 03
020 729	Clutch Disc	017 250 47 03
020 729	Clutch Disc	017 250 48 03
020 729	Clutch Disc	017 250 49 03
020 729	Clutch Disc	018 250 36 03
020 729	Clutch Disc	009 250 44 03
020 729	Clutch Disc	009 250 43 03
020 729	Clutch Disc	010 250 55 03
020 729	Clutch Disc	011 250 08 03
020 729	Clutch Disc	012 250 86 03
020 729	Clutch Disc	012 250 90 03
020 729	Clutch Disc	012 250 91 03
020 729	Clutch Disc	013 250 38 03
020 729	Clutch Disc	014 250 68 03
020 729	Clutch Disc	015 250 27 03
020 729	Clutch Disc	015 250 32 03
020 729	Clutch Disc	015 250 95 03

Product Ref.	Description	OE Reference
020 729	Clutch Disc	016 250 38 03
020 729	Clutch Disc	016 250 39 03
020 729	Clutch Disc	016 250 49 03
020 729	Clutch Disc	A 011 250 08 03
020 729	Clutch Disc	A 014 250 68 03
020 729	Clutch Disc	014 250 68 03
020 729	Clutch Disc	A 012 250 91 03
020 729	Clutch Disc	012 250 91 03
020 730	Clutch Disc	021 250 63 03
020 730	Clutch Disc	021 250 77 03
020 730	Clutch Disc	021 250 86 03
020 730	Clutch Disc	A 021 250 63 03
020 730	Clutch Disc	A 021 250 77 03
020 730	Clutch Disc	A 021 250 86 03
020 730	Clutch Disc	A 025 250 41 03
020 730	Clutch Disc	A 025 250 42 03
020 730	Clutch Disc	A 026 250 09 03
020 730	Clutch Disc	A 026 250 10 03
020 730	Clutch Disc	A 027 250 09 01
020 730	Clutch Disc	A 027 250 10 01
020 730	Clutch Disc	A 028 250 34 01
020 730	Clutch Disc	A 028 250 35 01
020 730	Clutch Disc	025 250 41 03
020 730	Clutch Disc	025 250 42 03
020 730	Clutch Disc	026 250 09 03
020 730	Clutch Disc	026 250 10 03
020 730	Clutch Disc	027 250 09 01
020 730	Clutch Disc	027 250 10 01
020 730	Clutch Disc	028 250 34 01
020 730	Clutch Disc	028 250 35 01
020 737	Clutch Cover Assy	A 000 250 19 04
020 737	Clutch Cover Assy	A 000 250 40 04
020 737	Clutch Cover Assy	A 000 250 43 04
020 737	Clutch Cover Assy	A 000 250 71 04
020 737	Clutch Cover Assy	A 000 250 74 04
020 737	Clutch Cover Assy	A 001 250 07 04
020 737	Clutch Cover Assy	A 001 250 08 04
020 737	Clutch Cover Assy	A 001 250 53 04
020 737	Clutch Cover Assy	A 001 250 68 04
020 737	Clutch Cover Assy	A 003 250 20 04
020 737	Clutch Cover Assy	A 003 250 21 04
020 737	Clutch Cover Assy	A 003 250 22 04
020 737	Clutch Cover Assy	A 345 250 70 04
020 737	Clutch Cover Assy	000 250 19 04
020 737	Clutch Cover Assy	000 250 40 04
020 737	Clutch Cover Assy	000 250 43 04
020 737	Clutch Cover Assy	000 250 71 04
020 737	Clutch Cover Assy	000 250 74 04
020 737	Clutch Cover Assy	001 250 07 04
020 737	Clutch Cover Assy	001 250 08 04

Product Ref.	Description	OE Reference
020 737	Clutch Cover Assy	001 250 53 04
020 737	Clutch Cover Assy	001 250 68 04
020 737	Clutch Cover Assy	003 250 20 04
020 737	Clutch Cover Assy	003 250 21 04
020 737	Clutch Cover Assy	003 250 22 04
020 737	Clutch Cover Assy	345 250 70 04
020 741	Clutch Disc	017 250 05 03
020 741	Clutch Disc	017 250 06 03
020 741	Clutch Disc	019 250 42 03
020 741	Clutch Disc	019 250 91 03
020 741	Clutch Disc	A 017 250 05 03
020 741	Clutch Disc	A 017 250 06 03
020 741	Clutch Disc	A 019 250 42 03
020 741	Clutch Disc	A 019 250 91 03
020 741	Clutch Disc	A 018 250 92 03
020 741	Clutch Disc	A 021 250 60 03
020 741	Clutch Disc	A 021 250 61 03
020 741	Clutch Disc	A 024 250 17 03
020 741	Clutch Disc	A 024 250 21 03
020 741	Clutch Disc	018 250 92 03
020 741	Clutch Disc	021 250 60 03
020 741	Clutch Disc	021 250 61 03
020 741	Clutch Disc	024 250 17 03
020 741	Clutch Disc	024 250 21 03
020 802	Clutch Disc	A 015 250 46 03
020 802	Clutch Disc	A 015 250 63 03
020 802	Clutch Disc	A 016 250 84 03
020 802	Clutch Disc	A 019 250 95 03
020 802	Clutch Disc	A 019 250 99 03
020 802	Clutch Disc	A 020 250 00 03
020 802	Clutch Disc	A 021 250 66 03
020 802	Clutch Disc	A 021 250 67 03
020 802	Clutch Disc	A 022 250 87 03
020 802	Clutch Disc	A 022 250 88 03
020 802	Clutch Disc	015 250 46 03
020 802	Clutch Disc	015 250 63 03
020 802	Clutch Disc	016 250 84 03
020 802	Clutch Disc	019 250 95 03
020 802	Clutch Disc	019 250 99 03
020 802	Clutch Disc	020 250 00 03
020 802	Clutch Disc	021 250 66 03
020 802	Clutch Disc	021 250 67 03
020 802	Clutch Disc	022 250 87 03
020 802	Clutch Disc	022 250 88 03
020 833	Clutch Cover Assy	006 250 34 04
020 833	Clutch Cover Assy	007 250 15 04
020 833	Clutch Cover Assy	A 006 250 34 04
020 833	Clutch Cover Assy	A 007 250 15 04
020 904	Turbo Charger	904 096 98 99
020 904	Turbo Charger	904 096 76 99

Product Ref.	Description	OE Reference
020 906	Turbo Charger	906 096 46 99
020 906	Turbo Charger	906 096 90 99
020 906	Turbo Charger	906 096 53 99
020 906	Turbo Charger	906 096 30 99
020 906	Turbo Charger	906 096 09 99
020 906	Turbo Charger	902 096 01 99
020 906	Turbo Charger	906 096 27 99
020 906	Turbo Charger	906 096 76 99
020 906	Turbo Charger	906 096 90 99
020 931	Clutch Disc	016 250 81 03
020 931	Clutch Disc	016 250 82 03
020 931	Clutch Disc	016 250 83 03
020 931	Clutch Disc	019 250 94 03
020 931	Clutch Disc	019 250 96 03
020 931	Clutch Disc	019 250 97 03
020 931	Clutch Disc	020 250 02 03
020 931	Clutch Disc	020 250 03 03
020 931	Clutch Disc	021 250 10 03
020 931	Clutch Disc	021 250 59 03
020 931	Clutch Disc	021 250 64 03
020 931	Clutch Disc	021 250 65 03
020 931	Clutch Disc	021 250 68 03
020 931	Clutch Disc	022 250 81 03
020 931	Clutch Disc	022 250 82 03
020 931	Clutch Disc	A 016 250 81 03
020 931	Clutch Disc	A 016 250 82 03
020 931	Clutch Disc	A 016 250 83 03
020 931	Clutch Disc	A 018 250 18 03
020 931	Clutch Disc	A 019 250 94 03
020 931	Clutch Disc	A 019 250 96 03
020 931	Clutch Disc	A 019 250 97 03
020 931	Clutch Disc	A 020 250 02 03
020 931	Clutch Disc	A 020 250 03 03
020 931	Clutch Disc	A 021 250 10 03
020 931	Clutch Disc	A 021 250 59 03
020 931	Clutch Disc	A 021 250 64 03
020 931	Clutch Disc	A 021 250 65 03
020 931	Clutch Disc	A 021 250 68 03
020 931	Clutch Disc	A 022 250 81 03
020 931	Clutch Disc	A 022 250 82 03
020 994	Flywheel	A 651 030 31 05
020 994	Flywheel	A 651 030 40 05
020 994	Flywheel	A 651 030 51 05
020 994	Flywheel	651 030 31 05
020 994	Flywheel	651 030 40 05
020 994	Flywheel	651 030 51 05
021 031	Clutch Disc	A 010 250 57 03
021 031	Clutch Disc	A 010 250 58 03
021 031	Clutch Disc	A 013 250 74 03
021 031	Clutch Disc	A 013 250 79 03

Product Ref.	Description	OE Reference
021 031	Clutch Disc	A 013 250 87 03
021 031	Clutch Disc	A 013 250 88 03
021 031	Clutch Disc	A 014 250 76 03
021 031	Clutch Disc	A 014 250 77 03
021 031	Clutch Disc	A 014 250 78 03
021 031	Clutch Disc	A 015 250 24 03
021 031	Clutch Disc	A 016 250 40 03
021 031	Clutch Disc	A 016 250 41 03
021 031	Clutch Disc	A 016 250 42 03
021 031	Clutch Disc	A 016 250 50 03
021 031	Clutch Disc	010 250 57 03
021 031	Clutch Disc	010 250 58 03
021 031	Clutch Disc	013 250 74 03
021 031	Clutch Disc	013 250 79 03
021 031	Clutch Disc	013 250 87 03
021 031	Clutch Disc	013 250 88 03
021 031	Clutch Disc	014 250 76 03
021 031	Clutch Disc	014 250 77 03
021 031	Clutch Disc	014 250 78 03
021 031	Clutch Disc	015 250 24 03
021 031	Clutch Disc	016 250 40 03
021 031	Clutch Disc	016 250 41 03
021 031	Clutch Disc	016 250 42 03
021 031	Clutch Disc	016 250 50 03
021 035	Clutch Disc	A 009 250 45 03
021 035	Clutch Disc	A 012 250 24 03
021 035	Clutch Disc	A 015 250 36 03
021 035	Clutch Disc	A 019 250 37 03
021 035	Clutch Disc	009 250 45 03
021 035	Clutch Disc	012 250 24 03
021 035	Clutch Disc	015 250 36 03
021 035	Clutch Disc	019 250 37 03
021 035	Clutch Disc	A 005 250 22 03
021 035	Clutch Disc	A 005 250 23 03
021 035	Clutch Disc	A 007 250 05 03
021 035	Clutch Disc	A 012 250 25 03
021 035	Clutch Disc	A 015 250 34 03
021 035	Clutch Disc	A 019 250 38 03
021 035	Clutch Disc	005 250 22 03
021 035	Clutch Disc	005 250 23 03
021 035	Clutch Disc	007 250 05 03
021 035	Clutch Disc	012 250 25 03
021 035	Clutch Disc	015 250 34 03
021 035	Clutch Disc	019 250 38 03
021 035	Clutch Disc	A 005 250 21 03
021 035	Clutch Disc	A 006 250 87 03
021 035	Clutch Disc	005 250 21 03
021 035	Clutch Disc	006 250 87 03
021 035	Clutch Disc	A 012 250 26 03
021 035	Clutch Disc	012 250 26 03

Product Ref.	Description	OE Reference
021 037	Clutch Disc	014 250 84 03
021 037	Clutch Disc	019 250 34 03
021 037	Clutch Disc	A 014 250 84 03
021 037	Clutch Disc	A 019 250 34 03
021 037	Clutch Disc	A 019 250 08 03
021 037	Clutch Disc	A 019 250 33 03
021 037	Clutch Disc	A 019 250 68 03
021 037	Clutch Disc	A 020 250 90 03
021 037	Clutch Disc	A 022 250 61 03
021 037	Clutch Disc	019 250 08 03
021 037	Clutch Disc	019 250 33 03
021 037	Clutch Disc	019 250 68 03
021 037	Clutch Disc	020 250 90 03
021 037	Clutch Disc	022 250 61 03
021 105	Clutch Disc	007 250 60 03
021 105	Clutch Disc	007 250 61 03
021 105	Clutch Disc	010 250 88 03
021 105	Clutch Disc	010 250 89 03
021 105	Clutch Disc	016 250 19 03
021 105	Clutch Disc	021 250 06 03
021 105	Clutch Disc	A 007 250 60 03
021 105	Clutch Disc	A 007 250 61 03
021 105	Clutch Disc	A 010 250 88 03
021 105	Clutch Disc	A 010 250 89 03
021 105	Clutch Disc	A 016 250 19 03
021 105	Clutch Disc	A 021 250 06 03
021 136	Clutch Disc	A 003 250 07 03
021 136	Clutch Disc	A 003 250 73 03
021 136	Clutch Disc	A 003 250 89 03
021 136	Clutch Disc	A 004 250 14 03
021 136	Clutch Disc	A 005 250 50 03
021 136	Clutch Disc	A 007 250 12 03
021 136	Clutch Disc	A 007 250 13 03
021 136	Clutch Disc	003 250 07 03
021 136	Clutch Disc	003 250 73 03
021 136	Clutch Disc	003 250 89 03
021 136	Clutch Disc	004 250 14 03
021 136	Clutch Disc	005 250 50 03
021 136	Clutch Disc	006 250 12 03
021 136	Clutch Disc	006 250 77 03
021 136	Clutch Disc	007 250 12 03
021 136	Clutch Disc	007 250 13 03
021 139	Clutch Cover Assy	007 250 74 04
021 139	Clutch Cover Assy	007 250 83 04
021 139	Clutch Cover Assy	008 250 43 04
021 139	Clutch Cover Assy	009 250 21 04
021 139	Clutch Cover Assy	022 250 36 01
021 139	Clutch Cover Assy	024 250 34 01
021 139	Clutch Cover Assy	026 250 56 01
021 139	Clutch Cover Assy	A 007 250 74 04

Product Ref.	Description	OE Reference
021 139	Clutch Cover Assy	A 007 250 83 04
021 139	Clutch Cover Assy	A 008 250 43 04
021 139	Clutch Cover Assy	A 009 250 21 04
021 139	Clutch Cover Assy	A 022 250 36 01
021 139	Clutch Cover Assy	A 024 250 34 01
021 139	Clutch Cover Assy	A 026 250 56 01
021 139	Clutch Cover Assy	A 006 250 14 04
021 139	Clutch Cover Assy	A 006 250 73 04
021 139	Clutch Cover Assy	A 007 250 14 04
021 139	Clutch Cover Assy	006 250 14 04
021 139	Clutch Cover Assy	006 250 73 04
021 139	Clutch Cover Assy	007 250 14 04
021 234	Clutch Disc	002 250 64 03
021 234	Clutch Disc	002 250 65 03
021 234	Clutch Disc	004 250 89 03
021 234	Clutch Disc	004 250 91 03
021 234	Clutch Disc	005 250 49 03
021 234	Clutch Disc	006 250 89 03
021 234	Clutch Disc	009 250 41 03
021 234	Clutch Disc	364 250 70 03
021 234	Clutch Disc	A 002 250 64 03
021 234	Clutch Disc	A 002 250 65 03
021 234	Clutch Disc	A 004 250 89 03
021 234	Clutch Disc	A 004 250 91 03
021 234	Clutch Disc	A 005 250 49 03
021 234	Clutch Disc	A 006 250 89 03
021 234	Clutch Disc	A 009 250 41 03
021 234	Clutch Disc	A 364 250 70 03
021 234	Clutch Disc	A 000 250 93 03
021 234	Clutch Disc	A 002 250 63 03
021 234	Clutch Disc	A 010 250 36 03
021 234	Clutch Disc	000 250 93 03
021 234	Clutch Disc	002 250 63 03
021 234	Clutch Disc	010 250 36 03
021 239	Clutch Cover Assy	A 001301239
021 239	Clutch Cover Assy	A 002 250 32 04
021 239	Clutch Cover Assy	A 002 250 41 04
021 239	Clutch Cover Assy	A 002 250 99 04
021 239	Clutch Cover Assy	A 003 250 00 04
021 239	Clutch Cover Assy	A 003 250 26 04
021 239	Clutch Cover Assy	A 003 250 41 04
021 239	Clutch Cover Assy	A 003 250 70 04
021 239	Clutch Cover Assy	A 350 250 70 04
021 239	Clutch Cover Assy	002 250 32 04
021 239	Clutch Cover Assy	002 250 41 04
021 239	Clutch Cover Assy	002 250 99 04
021 239	Clutch Cover Assy	003 250 00 04
021 239	Clutch Cover Assy	003 250 26 04
021 239	Clutch Cover Assy	003 250 41 04
021 239	Clutch Cover Assy	003 250 70 04

Product Ref.	Description	OE Reference
021 239	Clutch Cover Assy	350 250 70 04
021 240	Clutch Cover Assy	003 250 99 04
021 240	Clutch Cover Assy	A 003 250 99 04
021 240	Clutch Cover Assy	A 003 250 40 04
021 240	Clutch Cover Assy	003 250 40 04
021 366	Clutch Cover Assy	008 250 92 04
021 366	Clutch Cover Assy	008 250 93 04
021 366	Clutch Cover Assy	A 008 250 93 04
021 400	ClutchKit	A 020 250 98 01
021 400	ClutchKit	020 250 98 01
021 400	ClutchKit	A 021 250 66 01
021 400	ClutchKit	021 250 66 01
021 400	ClutchKit	A 021 250 67 01
021 400	ClutchKit	021 250 67 01
021 400	ClutchKit	A 022 250 49 01
021 400	ClutchKit	022 250 49 01
021 400	ClutchKit	A 024 250 41 01
021 400	ClutchKit	024 250 41 01
021 400	ClutchKit	A 024 250 42 01
021 400	ClutchKit	024 250 42 01
021 400	ClutchKit	A 024 250 44 01
021 400	ClutchKit	024 250 44 01
021 400	ClutchKit	A 026 250 83 01
021 400	ClutchKit	026 250 83 01
021 400	ClutchKit	A 026 250 84 01
021 400	ClutchKit	026 250 84 01
021 432	Clutch Cover Assy	004 250 44 04
021 432	Clutch Cover Assy	004 250 45 04
021 432	Clutch Cover Assy	005 250 76 04
021 432	Clutch Cover Assy	005 250 77 04
021 432	Clutch Cover Assy	005 250 87 04
021 432	Clutch Cover Assy	005 250 88 04
021 432	Clutch Cover Assy	A 004 250 44 04
021 432	Clutch Cover Assy	A 004 250 45 04
021 432	Clutch Cover Assy	A 005 250 76 04
021 432	Clutch Cover Assy	A 005 250 77 04
021 432	Clutch Cover Assy	A 005 250 87 04
021 432	Clutch Cover Assy	A 005 250 88 04
021 457	Turbo Charger	009 096 9299
021 457	Turbo Charger	009 096 1899
021 501	Clutch Cover Assy	006 250 47 04
021 501	Clutch Cover Assy	006 250 48 04
021 501	Clutch Cover Assy	006 250 49 04
021 501	Clutch Cover Assy	006 250 86 04
021 501	Clutch Cover Assy	006 250 87 04
021 501	Clutch Cover Assy	006 250 88 04
021 501	Clutch Cover Assy	007 250 28 04
021 501	Clutch Cover Assy	007 250 29 04
021 501	Clutch Cover Assy	007 250 30 04
021 501	Clutch Cover Assy	007 250 32 04

Product Ref.	Description	OE Reference
021 501	Clutch Cover Assy	007 250 33 04
021 501	Clutch Cover Assy	007 250 34 04
021 501	Clutch Cover Assy	007 250 44 04
021 501	Clutch Cover Assy	007 250 47 04
021 501	Clutch Cover Assy	007 250 51 04
021 501	Clutch Cover Assy	007 250 82 04
021 501	Clutch Cover Assy	008 250 10 04
021 501	Clutch Cover Assy	008 250 19 04
021 501	Clutch Cover Assy	008 250 35 04
021 501	Clutch Cover Assy	008 250 36 04
021 501	Clutch Cover Assy	008 250 42 04
021 501	Clutch Cover Assy	009 250 14 04
021 501	Clutch Cover Assy	009 250 15 04
021 501	Clutch Cover Assy	009 250 23 04
021 501	Clutch Cover Assy	009 250 25 04
021 501	Clutch Cover Assy	A 006 250 47 04
021 501	Clutch Cover Assy	A 006 250 48 04
021 501	Clutch Cover Assy	A 006 250 49 04
021 501	Clutch Cover Assy	A 006 250 86 04
021 501	Clutch Cover Assy	A 006 250 87 04
021 501	Clutch Cover Assy	A 006 250 88 04
021 501	Clutch Cover Assy	A 007 250 28 04
021 501	Clutch Cover Assy	A 007 250 29 04
021 501	Clutch Cover Assy	A 007 250 30 04
021 501	Clutch Cover Assy	A 007 250 32 04
021 501	Clutch Cover Assy	A 007 250 33 04
021 501	Clutch Cover Assy	A 007 250 34 04
021 501	Clutch Cover Assy	A 007 250 44 04
021 501	Clutch Cover Assy	A 007 250 47 04
021 501	Clutch Cover Assy	A 007 250 51 04
021 501	Clutch Cover Assy	A 007 250 82 04
021 501	Clutch Cover Assy	A 008 250 10 04
021 501	Clutch Cover Assy	A 008 250 19 04
021 501	Clutch Cover Assy	A 008 250 35 04
021 501	Clutch Cover Assy	A 008 250 36 04
021 501	Clutch Cover Assy	A 008 250 42 04
021 501	Clutch Cover Assy	A 009 250 14 04
021 501	Clutch Cover Assy	A 009 250 15 04
021 501	Clutch Cover Assy	A 009 250 23 04
021 501	Clutch Cover Assy	A 009 250 25 04
021 501	Clutch Cover Assy	007 250 05 04
021 501	Clutch Cover Assy	007 250 06 04
021 501	Clutch Cover Assy	007 250 07 04
021 501	Clutch Cover Assy	A 007 250 05 04
021 501	Clutch Cover Assy	A 007 250 06 04
021 501	Clutch Cover Assy	A 007 250 07 04
021 501	Clutch Cover Assy	007 250 46 04
021 501	Clutch Cover Assy	A 007 250 46 04
021 501	Clutch Cover Assy	009 250 16 04
021 501	Clutch Cover Assy	A 009 250 16 04

Product Ref.	Description	OE Reference
021 501	Clutch Cover Assy	010 250 15 04
021 501	Clutch Cover Assy	010 250 17 04
021 501	Clutch Cover Assy	A 010 250 15 04
021 501	Clutch Cover Assy	A 010 250 17 04
021 533	ClutchKit	A 018 250 96 01
021 533	ClutchKit	A 019 250 65 01
021 533	ClutchKit	A 021 250 38 01
021 533	ClutchKit	A 021 250 39 01
021 533	ClutchKit	A 021 250 90 01
021 533	ClutchKit	A 022 250 62 01
021 533	ClutchKit	A 022 250 63 01
021 533	ClutchKit	018 250 96 01
021 533	ClutchKit	019 250 65 01
021 533	ClutchKit	021 250 38 01
021 533	ClutchKit	021 250 39 01
021 533	ClutchKit	021 250 90 01
021 533	ClutchKit	022 250 62 01
021 533	ClutchKit	022 250 63 01
021 734	Clutch Disc	A 017 250 86 03
021 734	Clutch Disc	017 250 86 03
021 904	Turbo Charger	904 096 91 99
021 994	Clutch Disc	A 024 250 89 03
021 994	Clutch Disc	024 250 89 03
021 995	Clutch Disc	A 005 250 60 03
021 995	Clutch Disc	A 005 250 61 03
021 995	Clutch Disc	A 008 250 74 03
021 995	Clutch Disc	005 250 60 03
021 995	Clutch Disc	005 250 61 03
021 995	Clutch Disc	008 250 74 03
022 730	Clutch Disc	A 021 250 63 03
022 730	Clutch Disc	A 021 250 77 03
022 730	Clutch Disc	A 021 250 86 03
022 730	Clutch Disc	021 250 63 03
022 730	Clutch Disc	021 250 77 03
022 730	Clutch Disc	021 250 86 03
022 802	Clutch Disc	A 015 250 46 03
022 802	Clutch Disc	A 015 250 63 03
022 802	Clutch Disc	A 016 250 84 03
022 802	Clutch Disc	A 019 250 95 03
022 802	Clutch Disc	A 019 250 99 03
022 802	Clutch Disc	A 020 250 00 03
022 802	Clutch Disc	A 021 250 66 03
022 802	Clutch Disc	A 021 250 67 03
022 802	Clutch Disc	A 022 250 87 03
022 802	Clutch Disc	A 022 250 88 03
022 802	Clutch Disc	015 250 46 03
022 802	Clutch Disc	015 250 63 03
022 802	Clutch Disc	016 250 84 03
022 802	Clutch Disc	019 250 95 03
022 802	Clutch Disc	019 250 99 03

Product Ref.	Description	OE Reference
022 802	Clutch Disc	020 250 00 03
022 802	Clutch Disc	021 250 66 03
022 802	Clutch Disc	021 250 67 03
022 802	Clutch Disc	022 250 87 03
022 802	Clutch Disc	022 250 88 03
022 968	Clutch Disc	A 008 250 79 03
022 968	Clutch Disc	008 250 79 03
022 968	Clutch Disc	A 008 250 81 03
022 968	Clutch Disc	A 010 250 74 03
022 968	Clutch Disc	008 250 79 03
022 968	Clutch Disc	008 250 81 03
022 968	Clutch Disc	010 250 74 03
022 968	Clutch Disc	A 008 250 80 03
022 968	Clutch Disc	008 250 80 03
023 032	Clutch Disc	008 250 19 03
023 032	Clutch Disc	008 250 20 03
023 032	Clutch Disc	008 250 36 03
023 032	Clutch Disc	008 250 37 03
023 032	Clutch Disc	008 250 51 03
023 032	Clutch Disc	011 250 04 03
023 032	Clutch Disc	013 250 26 03
023 032	Clutch Disc	013 250 41 03
023 032	Clutch Disc	015 250 22 03
023 032	Clutch Disc	016 250 09 03
023 032	Clutch Disc	016 250 10 03
023 032	Clutch Disc	016 250 27 03
023 032	Clutch Disc	016 250 28 03
023 032	Clutch Disc	A 008 250 19 03
023 032	Clutch Disc	A 008 250 20 03
023 032	Clutch Disc	A 008 250 36 03
023 032	Clutch Disc	A 008 250 37 03
023 032	Clutch Disc	A 008 250 51 03
023 032	Clutch Disc	A 011 250 04 03
023 032	Clutch Disc	A 013 250 26 03
023 032	Clutch Disc	A 013 250 41 03
023 032	Clutch Disc	A 015 250 22 03
023 032	Clutch Disc	A 016 250 09 03
023 032	Clutch Disc	A 016 250 10 03
023 032	Clutch Disc	A 016 250 27 03
023 032	Clutch Disc	A 016 250 28 03
023 032	Clutch Disc	013 250 26 03
023 033	Clutch Disc	009 250 20 03
023 033	Clutch Disc	018 250 96 03
023 033	Clutch Disc	019 250 32 03
023 033	Clutch Disc	020 250 59 03
023 033	Clutch Disc	020 250 67 03
023 033	Clutch Disc	022 250 59 03
023 033	Clutch Disc	A 009 250 20 03
023 033	Clutch Disc	A 018 250 96 03
023 033	Clutch Disc	A 019 250 32 03

Product Ref.	Description	OE Reference
023 033	Clutch Disc	A 020 250 59 03
023 033	Clutch Disc	A 020 250 67 03
023 033	Clutch Disc	A 022 250 59 03
023 033	Clutch Disc	A 013 250 08 03
023 033	Clutch Disc	013 250 08 03
023 033	Clutch Disc	A 011 250 90 03
023 033	Clutch Disc	A 012 250 17 03
023 033	Clutch Disc	A 012 250 18 03
023 033	Clutch Disc	A 012 250 84 03
023 033	Clutch Disc	A 012 250 85 03
023 033	Clutch Disc	A 013 250 16 03
023 033	Clutch Disc	A 013 250 17 03
023 033	Clutch Disc	A 013 250 28 03
023 033	Clutch Disc	A 013 250 33 03
023 033	Clutch Disc	A 013 250 35 03
023 033	Clutch Disc	A 014 250 99 03
023 033	Clutch Disc	A 015 250 00 03
023 033	Clutch Disc	A 015 250 28 03
023 033	Clutch Disc	A 015 250 30 03
023 033	Clutch Disc	A 016 250 14 03
023 033	Clutch Disc	A 016 250 15 03
023 033	Clutch Disc	A 016 250 30 03
023 033	Clutch Disc	A 016 250 31 03
023 033	Clutch Disc	A 016 250 33 03
023 033	Clutch Disc	A 016 250 34 03
023 033	Clutch Disc	A 016 250 45 03
023 033	Clutch Disc	A 017 250 84 03
023 033	Clutch Disc	A 018 250 95 03
023 033	Clutch Disc	011 250 90 03
023 033	Clutch Disc	012 250 17 03
023 033	Clutch Disc	012 250 18 03
023 033	Clutch Disc	012 250 84 03
023 033	Clutch Disc	012 250 85 03
023 033	Clutch Disc	013 250 16 03
023 033	Clutch Disc	013 250 17 03
023 033	Clutch Disc	013 250 28 03
023 033	Clutch Disc	013 250 33 03
023 033	Clutch Disc	013 250 35 03
023 033	Clutch Disc	014 250 99 03
023 033	Clutch Disc	015 250 00 03
023 033	Clutch Disc	015 250 28 03
023 033	Clutch Disc	015 250 30 03
023 033	Clutch Disc	016 250 14 03
023 033	Clutch Disc	016 250 15 03
023 033	Clutch Disc	016 250 30 03
023 033	Clutch Disc	016 250 31 03
023 033	Clutch Disc	016 250 33 03
023 033	Clutch Disc	016 250 34 03
023 033	Clutch Disc	016 250 45 03
023 033	Clutch Disc	017 250 84 03
023 033	Clutch Disc	018 250 95 03
023 033	Clutch Disc	017 250 84 03

Product Ref.	Description	OE Reference
023 033	Clutch Disc	018 250 95 03
023 033	Clutch Disc	A 012 250 53 03
023 033	Clutch Disc	A 013 250 08 03
023 033	Clutch Disc	A 013 250 71 03
023 033	Clutch Disc	A 016 250 16 03
023 033	Clutch Disc	A 016 250 32 03
023 033	Clutch Disc	A 018 250 99 03
023 033	Clutch Disc	012 250 53 03
023 033	Clutch Disc	013 250 08 03
023 033	Clutch Disc	013 250 71 03
023 033	Clutch Disc	016 250 16 03
023 033	Clutch Disc	016 250 32 03
023 033	Clutch Disc	018 250 99 03
023 034	Clutch Disc	018 250 94 03
023 034	Clutch Disc	019 250 66 03
023 034	Clutch Disc	020 250 58 03
023 034	Clutch Disc	A 018 250 94 03
023 034	Clutch Disc	A 019 250 66 03
023 034	Clutch Disc	A 020 250 58 03
023 105	Clutch Disc	008 250 13 03
023 105	Clutch Disc	008 250 14 03
023 105	Clutch Disc	010 250 91 03
023 105	Clutch Disc	010 250 92 03
023 105	Clutch Disc	A 008 250 13 03
023 105	Clutch Disc	A 008 250 14 03
023 105	Clutch Disc	A 010 250 91 03
023 105	Clutch Disc	A 010 250 92 03
023 735	Clutch Disc	A 018 250 35 03
023 735	Clutch Disc	018 250 35 03
023 735	Clutch Disc	A 010 250 57 03
023 735	Clutch Disc	A 010 250 58 03
023 735	Clutch Disc	A 013 250 74 03
023 735	Clutch Disc	A 013 250 79 03
023 735	Clutch Disc	A 013 250 87 03
023 735	Clutch Disc	A 013 250 88 03
023 735	Clutch Disc	A 014 250 76 03
023 735	Clutch Disc	A 014 250 77 03
023 735	Clutch Disc	A 014 250 78 03
023 735	Clutch Disc	A 015 250 24 03
023 735	Clutch Disc	A 016 250 40 03
023 735	Clutch Disc	A 016 250 41 03
023 735	Clutch Disc	A 016 250 42 03
023 735	Clutch Disc	A 016 250 50 03
023 735	Clutch Disc	010 250 57 03
023 735	Clutch Disc	010 250 58 03
023 735	Clutch Disc	013 250 74 03
023 735	Clutch Disc	013 250 79 03
023 735	Clutch Disc	013 250 87 03
023 735	Clutch Disc	013 250 88 03
023 735	Clutch Disc	014 250 76 03

Product Ref.	Description	OE Reference
023 735	Clutch Disc	014 250 77 03
023 735	Clutch Disc	014 250 78 03
023 735	Clutch Disc	015 250 24 03
023 735	Clutch Disc	016 250 40 03
023 735	Clutch Disc	016 250 41 03
023 735	Clutch Disc	016 250 42 03
023 735	Clutch Disc	016 250 50 03
024 105	Clutch Disc	007 250 60 03
024 105	Clutch Disc	007 250 61 03
024 105	Clutch Disc	010 250 88 03
024 105	Clutch Disc	010 250 89 03
024 105	Clutch Disc	016 250 19 03
024 105	Clutch Disc	021 250 06 03
024 105	Clutch Disc	A 007 250 60 03
024 105	Clutch Disc	A 007 250 61 03
024 105	Clutch Disc	A 010 250 88 03
024 105	Clutch Disc	A 010 250 89 03
024 105	Clutch Disc	A 016 250 19 03
024 105	Clutch Disc	A 021 250 06 03
024 105	Clutch Disc	A 014 250 08 03
024 105	Clutch Disc	A 014 250 70 03
024 105	Clutch Disc	A 017 250 53 03
024 105	Clutch Disc	A 017 250 54 03
024 105	Clutch Disc	A 017 250 55 03
024 105	Clutch Disc	014 250 08 03
024 105	Clutch Disc	014 250 70 03
024 105	Clutch Disc	017 250 53 03
024 105	Clutch Disc	017 250 54 03
024 105	Clutch Disc	017 250 55 03
025 032	Clutch Cover Assy	005 250 64 04
025 032	Clutch Cover Assy	005 250 66 04
025 032	Clutch Cover Assy	007 250 61 04
025 032	Clutch Cover Assy	007 250 81 04
025 032	Clutch Cover Assy	007 250 97 04
025 032	Clutch Cover Assy	008 250 24 04
025 032	Clutch Cover Assy	008 250 30 04
025 032	Clutch Cover Assy	008 250 44 04
025 032	Clutch Cover Assy	009 250 08 04
025 032	Clutch Cover Assy	009 250 22 04
025 032	Clutch Cover Assy	009 250 83 04
025 032	Clutch Cover Assy	010 250 07 04
025 032	Clutch Cover Assy	010 250 21 04
025 032	Clutch Cover Assy	A 005 250 64 04
025 032	Clutch Cover Assy	A 005 250 66 04
025 032	Clutch Cover Assy	A 007 250 61 04
025 032	Clutch Cover Assy	A 007 250 81 04
025 032	Clutch Cover Assy	A 007 250 97 04
025 032	Clutch Cover Assy	A 008 250 24 04
025 032	Clutch Cover Assy	A 008 250 30 04
025 032	Clutch Cover Assy	A 008 250 44 04

Product Ref.	Description	OE Reference
025 032	Clutch Cover Assy	A 009 250 08 04
025 032	Clutch Cover Assy	A 009 250 22 04
025 032	Clutch Cover Assy	A 009 250 83 04
025 032	Clutch Cover Assy	A 010 250 07 04
025 032	Clutch Cover Assy	A 010 250 21 04
025 032	Clutch Cover Assy	010 250 10 04
025 258	Clutch Cover Assy	007 250 57 04
025 258	Clutch Cover Assy	007 250 80 04
025 258	Clutch Cover Assy	008 250 25 04
025 258	Clutch Cover Assy	008 250 32 04
025 258	Clutch Cover Assy	009 250 09 04
025 258	Clutch Cover Assy	010 250 11 04
025 258	Clutch Cover Assy	021 250 52 01
025 258	Clutch Cover Assy	021 250 53 01
025 258	Clutch Cover Assy	022 250 23 01
025 258	Clutch Cover Assy	024 250 21 01
025 258	Clutch Cover Assy	024 250 22 01
025 258	Clutch Cover Assy	024 250 34 01
025 258	Clutch Cover Assy	026 250 50 01
025 258	Clutch Cover Assy	026 250 70 01
025 258	Clutch Cover Assy	A 007 250 57 04
025 258	Clutch Cover Assy	A 007 250 80 04
025 258	Clutch Cover Assy	A 008 250 25 04
025 258	Clutch Cover Assy	A 008 250 32 04
025 258	Clutch Cover Assy	A 009 250 09 04
025 258	Clutch Cover Assy	A 010 250 11 04
025 258	Clutch Cover Assy	A 021 250 52 01
025 258	Clutch Cover Assy	A 021 250 53 01
025 258	Clutch Cover Assy	A 022 250 23 01
025 258	Clutch Cover Assy	A 024 250 21 01
025 258	Clutch Cover Assy	A 024 250 22 01
025 258	Clutch Cover Assy	A 024 250 24 01
025 258	Clutch Cover Assy	A 026 250 50 01
025 258	Clutch Cover Assy	A 026 250 70 01
025 461	Clutch Cover Assy	A 009 250 33 04
025 461	Clutch Cover Assy	A 010 250 22 04
025 461	Clutch Cover Assy	A 026 250 57 01
025 461	Clutch Cover Assy	A 026 250 59 01
025 461	Clutch Cover Assy	A 027 250 09 01
025 461	Clutch Cover Assy	A 027 250 10 01
025 461	Clutch Cover Assy	A 028 250 34 01
025 461	Clutch Cover Assy	A 028 250 35 01
025 461	Clutch Cover Assy	009 250 33 04
025 461	Clutch Cover Assy	010 250 22 04
025 461	Clutch Cover Assy	026 250 57 01
025 461	Clutch Cover Assy	026 250 59 01
025 461	Clutch Cover Assy	027 250 09 01
025 461	Clutch Cover Assy	027 250 10 01
025 461	Clutch Cover Assy	028 250 34 01
025 461	Clutch Cover Assy	028 250 35 01

Product Ref.	Description	OE Reference
027 131	Release Bearing	000 250 19 15
027 131	Release Bearing	000 250 25 15
027 131	Release Bearing	000 250 74 15
027 131	Release Bearing	000 250 77 15
027 131	Release Bearing	A 000 250 19 15
027 131	Release Bearing	A 000 250 25 15
027 131	Release Bearing	A 000 250 74 15
027 131	Release Bearing	A 000 250 77 15
028 035	Clutch Disc	A 007 250 49 03
028 035	Clutch Disc	A 007 250 50 03
028 035	Clutch Disc	A 008 250 17 03
028 035	Clutch Disc	A 008 250 83 03
028 035	Clutch Disc	A 010 250 78 03
028 035	Clutch Disc	007 250 49 03
028 035	Clutch Disc	007 250 50 03
028 035	Clutch Disc	008 250 17 03
028 035	Clutch Disc	008 250 83 03
028 035	Clutch Disc	010 250 78 03
028 205	Flywheel	A 906 030 32 05
028 205	Flywheel	A 906 030 38 05
028 205	Flywheel	A 906 030 57 05
028 205	Flywheel	A 906 030 68 05
028 205	Flywheel	906 030 32 05
028 205	Flywheel	906 030 38 05
028 205	Flywheel	906 030 57 05
028 205	Flywheel	906 030 68 05
029 035	Clutch Disc	007 250 46 03
029 035	Clutch Disc	007 250 47 03
029 035	Clutch Disc	008 250 16 03
029 035	Clutch Disc	008 250 82 03
029 035	Clutch Disc	010 250 77 03
029 035	Clutch Disc	A 007 250 46 03
029 035	Clutch Disc	A 007 250 47 03
029 035	Clutch Disc	A 008 250 16 03
029 035	Clutch Disc	A 008 250 82 03
029 035	Clutch Disc	A 010 250 77 03
029 049	Flywheel	906 030 30 05
029 049	Flywheel	906 030 37 05
029 049	Flywheel	906 030 55 05
029 049	Flywheel	906 030 66 05
029 049	Flywheel	A 906 030 30 05
029 049	Flywheel	A 906 030 37 05
029 049	Flywheel	A 906 030 55 05
029 049	Flywheel	A 906 030 66 05
029 074	Flywheel	A 471 030 23 05
029 074	Flywheel	471 030 23 05
029 074	Flywheel	A 471 030 33 05
029 074	Flywheel	471 030 33 05
029 074	Flywheel	A 471 030 22 05
029 074	Flywheel	471 030 22 05

Product Ref.	Description	OE Reference
029 081	Flywheel	936 030 28 05
029 081	Flywheel	A 936 030 28 05
029 081	Flywheel	A 936 030 17 05
029 081	Flywheel	936 030 17 05
029 105	Flywheel	A 541 030 01 05
029 105	Flywheel	541 030 01 05
029 205	Flywheel	A 442 030 02 05
029 205	Flywheel	442 030 02 05
029 305	Flywheel	352 030 73 05
029 305	Flywheel	A 352 030 73 05
029 403	Flywheel	457 030 21 05
029 403	Flywheel	457 030 23 05
029 403	Flywheel	457 030 26 05
029 403	Flywheel	457 030 32 05
029 403	Flywheel	457 030 38 05
029 403	Flywheel	457 030 43 05
029 403	Flywheel	457 030 44 05
029 403	Flywheel	A 457 030 21 05
029 403	Flywheel	A 457 030 23 05
029 403	Flywheel	A 457 030 26 05
029 403	Flywheel	A 457 030 32 05
029 403	Flywheel	A 457 030 38 05
029 403	Flywheel	A 457 030 43 05
029 403	Flywheel	A 457 030 44 05
029 403	Flywheel	A 457 030 13 05
029 403	Flywheel	457 030 13 05
029 405	Flywheel	A 403 030 14 05
029 405	Flywheel	403 030 14 05
033 031	Release Bearing	000 250 17 15
033 031	Release Bearing	000 250 31 15
033 031	Release Bearing	000 250 37 15
033 031	Release Bearing	000 250 40 15
033 031	Release Bearing	A 000 250 17 15
033 031	Release Bearing	A 000 250 31 15
033 031	Release Bearing	A 000 250 37 15
033 031	Release Bearing	A 000 250 40 15
040 157	Release Bearing	002 250 88 15
040 157	Release Bearing	003 250 15 15
040 157	Release Bearing	003 250 68 15
040 157	Release Bearing	A 002 250 88 15
040 157	Release Bearing	A 003 250 15 15
040 157	Release Bearing	A 003 250 68 15
040 833	Clutch Cover Assy	006 250 34 04
040 833	Clutch Cover Assy	A 006 250 34 04
040 833	Clutch Cover Assy	A 007 250 15 04
040 833	Clutch Cover Assy	007 250 15 04
040 967	Clutch Cover Assy	A 006 250 34 04
040 967	Clutch Cover Assy	A 007 250 15 04
040 967	Clutch Cover Assy	006 250 34 04
040 967	Clutch Cover Assy	007 250 15 04

Product Ref.	Description	OE Reference
041 833	Clutch Cover Assy	A 006 250 34 04
041 833	Clutch Cover Assy	A 007 250 15 04
041 833	Clutch Cover Assy	006 250 34 04
041 833	Clutch Cover Assy	007 250 15 04
044 031	Release Bearing	000 250 42 15
044 031	Release Bearing	000 250 46 15
044 031	Release Bearing	001 250 91 15
044 031	Release Bearing	001 250 93 15
044 031	Release Bearing	381 250 04 15
044 031	Release Bearing	A 000 250 42 15
044 031	Release Bearing	A 000 250 46 15
044 031	Release Bearing	A 001 250 91 15
044 031	Release Bearing	A 001 250 93 15
044 031	Release Bearing	A 381 250 04 15
061 827	Turbo Charger	3538856
061 827	Turbo Charger	9096199
069 020	Flywheel	457 030 06 05
069 020	Flywheel	A 457 030 06 05
069 020	Flywheel	A 457 030 48 05
069 020	Flywheel	457 030 48 05
087 041	Release Bearing	320 250 00 15
087 041	Release Bearing	363 254 00 10
087 041	Release Bearing	A 320 250 00 15
087 041	Release Bearing	A 343 254 00 10
094 041	Release Bearing	305 250 00 15
094 041	Release Bearing	305 250 06 15
094 041	Release Bearing	327 250 01 15
094 041	Release Bearing	327 250 11 15
094 041	Release Bearing	A 305 250 00 15
094 041	Release Bearing	A 305 250 06 15
094 041	Release Bearing	A 327 250 01 15
094 041	Release Bearing	A 327 250 11 15
100 035	Clutch Disc	018 250 80 03
100 035	Clutch Disc	A 018 250 80 03
100 036	Clutch Disc	A 018 250 80 03
100 036	Clutch Disc	018 250 80 03
100 077	Clutch Disc	A 005 250 77 03
100 077	Clutch Disc	005 250 77 03
100 152	Clutch Disc	A 012 250 02 03
100 152	Clutch Disc	A 012 250 03 03
100 152	Clutch Disc	A 012 250 04 03
100 152	Clutch Disc	012 250 02 03
100 152	Clutch Disc	012 250 03 03
100 152	Clutch Disc	012 250 04 03
100 281	Clutch Cover Assy	A 003 250 61 04
100 281	Clutch Cover Assy	A 003 250 86 04
100 281	Clutch Cover Assy	A 003 250 90 04
100 281	Clutch Cover Assy	003 250 61 04
100 281	Clutch Cover Assy	003 250 86 04
100 281	Clutch Cover Assy	003 250 90 04

Product Ref.	Description	OE Reference
100 643	Clutch Disc	A 018 250 86 03
100 643	Clutch Disc	A 018 250 88 03
100 643	Clutch Disc	018 250 88 03
100 679	Clutch Cover Assy	008 250 57 04
100 679	Clutch Cover Assy	949 250 00 04
100 679	Clutch Cover Assy	A 008 250 57 04
100 679	Clutch Cover Assy	A 949 250 00 04
100 964	Clutch Disc	A 004 250 52 03
100 964	Clutch Disc	A 010 250 14 03
100 964	Clutch Disc	004 250 52 03
100 964	Clutch Disc	010 250 14 03
100 964	Clutch Disc	A 003 250 95 03
100 964	Clutch Disc	A 010 250 22 03
100 964	Clutch Disc	003 250 95 03
100 964	Clutch Disc	010 250 22 03
103 031	Clutch Disc	A 009 250 19 03
103 031	Clutch Disc	A 011 250 30 03
103 031	Clutch Disc	A 012 250 58 03
103 031	Clutch Disc	A 013 250 13 03
103 031	Clutch Disc	A 013 250 14 03
103 031	Clutch Disc	A 013 250 18 03
103 031	Clutch Disc	A 013 250 25 03
103 031	Clutch Disc	A 013 250 27 03
103 031	Clutch Disc	A 013 250 42 03
103 031	Clutch Disc	A 015 250 39 03
103 031	Clutch Disc	A 015 250 40 03
103 031	Clutch Disc	A 016 250 07 03
103 031	Clutch Disc	A 016 250 08 03
103 031	Clutch Disc	A 016 250 12 03
103 031	Clutch Disc	A 016 250 13 03
103 031	Clutch Disc	A 016 250 25 03
103 031	Clutch Disc	A 016 250 26 03
103 031	Clutch Disc	A 016 250 29 03
103 031	Clutch Disc	A 016 250 47 03
103 031	Clutch Disc	A 017 250 90 03
103 031	Clutch Disc	A 019 250 04 03
103 031	Clutch Disc	A 020 250 97 03
103 031	Clutch Disc	009 250 19 03
103 031	Clutch Disc	011 250 30 03
103 031	Clutch Disc	012 250 58 03
103 031	Clutch Disc	013 250 13 03
103 031	Clutch Disc	013 250 14 03
103 031	Clutch Disc	013 250 18 03
103 031	Clutch Disc	013 250 25 03
103 031	Clutch Disc	013 250 27 03
103 031	Clutch Disc	013 250 42 03
103 031	Clutch Disc	015 250 39 03
103 031	Clutch Disc	015 250 40 03
103 031	Clutch Disc	016 250 07 03
103 031	Clutch Disc	016 250 08 03

Product Ref.	Description	OE Reference
103 031	Clutch Disc	016 250 12 03
103 031	Clutch Disc	016 250 13 03
103 031	Clutch Disc	016 250 25 03
103 031	Clutch Disc	016 250 26 03
103 031	Clutch Disc	016 250 29 03
103 031	Clutch Disc	016 250 47 03
103 031	Clutch Disc	017 250 90 03
103 031	Clutch Disc	019 250 04 03
103 031	Clutch Disc	020 250 97 03
109 080	Flywheel	A 541 030 08 05
109 080	Flywheel	A 541 030 11 05
109 080	Flywheel	A 541 030 12 05
109 080	Flywheel	A 543 030 08 05
109 080	Flywheel	541 030 08 05
109 080	Flywheel	541 030 11 05
109 080	Flywheel	541 030 12 05
109 080	Flywheel	543 030 08 05
110 031	Release Bearing	000 250 73 15
110 031	Release Bearing	A 000 250 73 15
121 201	ClutchKit	A 018 250 95 01
121 201	ClutchKit	A 021 250 36 01
121 201	ClutchKit	A 021 250 37 01
121 201	ClutchKit	A 021 250 89 01
121 201	ClutchKit	A 022 250 58 01
121 201	ClutchKit	A 022 250 59 01
121 201	ClutchKit	018 250 95 01
121 201	ClutchKit	021 250 36 01
121 201	ClutchKit	021 250 37 01
121 201	ClutchKit	021 250 89 01
121 201	ClutchKit	022 250 58 01
121 201	ClutchKit	022 250 59 01
121 301	ClutchKit	018 250 96 01
121 301	ClutchKit	182509601
121 301	ClutchKit	1,825IE+12
121 301	ClutchKit	019 250 85 01
121 301	ClutchKit	021 250 38 01
121 301	ClutchKit	021 250 39 01
121 301	ClutchKit	021 250 90 01
121 301	ClutchKit	022 250 62 01
121 301	ClutchKit	022 250 63 01
121 301	ClutchKit	182509601
121 301	ClutchKit	1,825IE+12
121 301	ClutchKit	A 018 250 96 01
121 301	ClutchKit	A 019 250 65 01
121 301	ClutchKit	A 021 250 38 01
121 301	ClutchKit	A 021 250 39 01
121 301	ClutchKit	A 021 250 90 01
121 301	ClutchKit	A 022 250 62 01
121 301	ClutchKit	A 022 250 63 01
121 601	ClutchKit	020 250 45 01

Product Ref.	Description	OE Reference
121 601	Clutch Kit	A 020 250 45 01
122 601	Clutch Kit	A 020 250 50 01
122 601	Clutch Kit	020 250 50 01
122 701	Clutch Kit	021 250 42 01
122 701	Clutch Kit	A 019 250 02 01
122 801	Clutch Kit	001 250 97 01
122 801	Clutch Kit	018 250 91 01
122 801	Clutch Kit	018 250 99 01
122 801	Clutch Kit	019 250 00 01
122 801	Clutch Kit	020 250 56 01
122 801	Clutch Kit	020 250 85 01
122 801	Clutch Kit	020 250 89 01
122 801	Clutch Kit	021 250 08 01
122 801	Clutch Kit	021 250 94 01
122 801	Clutch Kit	021 250 97 01
122 801	Clutch Kit	022 250 09 01
122 801	Clutch Kit	022 250 15 01
122 801	Clutch Kit	022 250 57 01
122 801	Clutch Kit	024 250 05 01
122 801	Clutch Kit	024 250 06 01
122 801	Clutch Kit	024 250 08 01
122 801	Clutch Kit	024 250 75 01
122 801	Clutch Kit	025 250 84 01
122 801	Clutch Kit	025 250 85 01
122 801	Clutch Kit	026 250 36 01
122 801	Clutch Kit	026 250 43 01
122 801	Clutch Kit	026 250 44 01
122 801	Clutch Kit	026 250 45 01
122 801	Clutch Kit	026 250 49 01
122 801	Clutch Kit	026 250 53 01
122 801	Clutch Kit	026 250 58 01
122 801	Clutch Kit	026 250 62 01
122 801	Clutch Kit	026 250 63 01
122 801	Clutch Kit	026 250 66 01
122 801	Clutch Kit	026 250 68 01
122 801	Clutch Kit	026 250 71 01
122 801	Clutch Kit	026 250 72 01
122 801	Clutch Kit	026 250 73 01
122 801	Clutch Kit	026 250 74 01
122 801	Clutch Kit	026 250 75 01
122 801	Clutch Kit	026 250 76 01
122 801	Clutch Kit	026 250 77 01
122 801	Clutch Kit	026 250 78 01
122 801	Clutch Kit	026 250 79 01
122 801	Clutch Kit	026 250 80 01
122 801	Clutch Kit	026 250 81 01
122 801	Clutch Kit	026 250 82 01
122 801	Clutch Kit	026 250 83 01
122 801	Clutch Kit	026 250 84 01
122 801	Clutch Kit	026 250 85 01
122 801	Clutch Kit	026 250 86 01
122 801	Clutch Kit	026 250 87 01
122 801	Clutch Kit	026 250 88 01
122 801	Clutch Kit	026 250 89 01
122 801	Clutch Kit	026 250 90 01
122 801	Clutch Kit	026 250 91 01
122 801	Clutch Kit	026 250 92 01
122 801	Clutch Kit	026 250 93 01
122 801	Clutch Kit	026 250 94 01
122 801	Clutch Kit	026 250 95 01
122 801	Clutch Kit	026 250 96 01
122 801	Clutch Kit	026 250 97 01
122 801	Clutch Kit	026 250 98 01
122 801	Clutch Kit	026 250 99 01
122 801	Clutch Kit	A 019 250 00 01
122 801	Clutch Kit	A 020 250 56 01
122 801	Clutch Kit	A 020 250 85 01
122 801	Clutch Kit	A 020 250 89 01
122 801	Clutch Kit	A 021 250 08 01
122 801	Clutch Kit	A 021 250 94 01
122 801	Clutch Kit	A 021 250 97 01
122 801	Clutch Kit	A 022 250 09 01
122 801	Clutch Kit	A 022 250 15 01
122 801	Clutch Kit	A 022 250 57 01
122 801	Clutch Kit	A 024 250 05 01
122 801	Clutch Kit	A 024 250 06 01
122 801	Clutch Kit	A 024 250 08 01
122 801	Clutch Kit	A 024 250 75 01
122 801	Clutch Kit	A 025 250 84 01

Product Ref.	Description	OE Reference
122 801	Clutch Kit	A 025 250 85 01
122 801	Clutch Kit	A 026 250 36 01
122 801	Clutch Kit	A 026 250 43 01
122 801	Clutch Kit	A 026 250 44 01
122 801	Clutch Kit	A 026 250 45 01
122 801	Clutch Kit	A 026 250 49 01
122 801	Clutch Kit	A 026 250 53 01
122 801	Clutch Kit	A 026 250 58 01
122 801	Clutch Kit	A 026 250 69 01
122 801	Clutch Kit	A 019 250 01 01
122 801	Clutch Kit	A 019 250 05 01
122 801	Clutch Kit	A 020 250 86 01
122 801	Clutch Kit	A 021 250 06 01
122 801	Clutch Kit	A 021 250 42 01
122 801	Clutch Kit	A 021 250 43 01
122 801	Clutch Kit	A 021 250 62 01
122 801	Clutch Kit	A 021 250 63 01
122 801	Clutch Kit	A 021 250 86 01
122 801	Clutch Kit	A 021 250 95 01
122 801	Clutch Kit	A 022 250 11 01
122 801	Clutch Kit	A 022 250 38 01
122 801	Clutch Kit	A 022 250 56 01
122 801	Clutch Kit	019 250 01 01
122 801	Clutch Kit	019 250 05 01
122 801	Clutch Kit	020 250 86 01
122 801	Clutch Kit	021 250 06 01
122 801	Clutch Kit	021 250 42 01
122 801	Clutch Kit	021 250 43 01
122 801	Clutch Kit	021 250 62 01
122 801	Clutch Kit	021 250 63 01
122 801	Clutch Kit	021 250 86 01
122 801	Clutch Kit	021 250 95 01
122 801	Clutch Kit	022 250 11 01
122 801	Clutch Kit	022 250 38 01
122 801	Clutch Kit	022 250 56 01
122 901	Clutch Kit	020 250 51 01
122 901	Clutch Kit	A 020 250 51 01
123 001	Clutch Kit	A 020 250 47 01
123 001	Clutch Kit	020 250 47 01
124 101	Clutch Kit	A 020 250 48 01
124 101	Clutch Kit	020 250 48 01
125 001	Clutch Kit	A 020 250 53 01
125 001	Clutch Kit	020 250 53 01
125 801	Clutch Kit	A 001 250 97 01
125 801	Clutch Kit	A 018 250 91 01
125 801	Clutch Kit	A 018 250 99 01
125 801	Clutch Kit	A 019 250 00 01
125 801	Clutch Kit	A 020 250 56 01
125 801	Clutch Kit	A 020 250 85 01
125 801	Clutch Kit	A 020 250 89 01

Product Ref.	Description	OE Reference
125 801	Clutch Kit	A 021 250 08 01
125 801	Clutch Kit	A 021 250 94 01
125 801	Clutch Kit	A 021 250 97 01
125 801	Clutch Kit	A 022 250 09 01
125 801	Clutch Kit	A 022 250 15 01
125 801	Clutch Kit	A 022 250 57 01
125 801	Clutch Kit	A 024 250 05 01
125 801	Clutch Kit	A 024 250 06 01
125 801	Clutch Kit	A 024 250 08 01
125 801	Clutch Kit	A 024 250 75 01
125 801	Clutch Kit	A 025 250 84 01
125 801	Clutch Kit	A 025 250 85 01
125 801	Clutch Kit	A 026 250 36 01
125 801	Clutch Kit	A 026 250 43 01
125 801	Clutch Kit	A 026 250 44 01
125 801	Clutch Kit	A 026 250 45 01
125 801	Clutch Kit	A 026 250 49 01
125 801	Clutch Kit	A 026 250 53 01
125 801	Clutch Kit	A 026 250 68 01
125 801	Clutch Kit	A 026 250 69 01
125 801	Clutch Kit	A 026 250 91 01
125 801	Clutch Kit	A 026 250 92 01
125 801	Clutch Kit	A 027 250 11 01
125 801	Clutch Kit	A 027 250 12 01
125 801	Clutch Kit	A 028 250 14 01
125 801	Clutch Kit	A 028 250 15 01
125 801	Clutch Kit	A 028 250 20 01
125 801	Clutch Kit	A 028 250 21 01
125 801	Clutch Kit	001 250 97 01
125 801	Clutch Kit	018 250 91 01
125 801	Clutch Kit	018 250 99 01
125 801	Clutch Kit	019 250 00 01
125 801	Clutch Kit	020 250 56 01
125 801	Clutch Kit	020 250 85 01
125 801	Clutch Kit	020 250 89 01
125 801	Clutch Kit	021 250 08 01
125 801	Clutch Kit	021 250 94 01
125 801	Clutch Kit	021 250 97 01
125 801	Clutch Kit	022 250 09 01
125 801	Clutch Kit	022 250 15 01
125 801	Clutch Kit	022 250 57 01
125 801	Clutch Kit	024 250 05 01
125 801	Clutch Kit	024 250 06 01
125 801	Clutch Kit	024 250 08 01
125 801	Clutch Kit	024 250 75 01
125 801	Clutch Kit	025 250 84 01
125 801	Clutch Kit	025 250 85 01
125 801	Clutch Kit	026 250 36 01
125 801	Clutch Kit	026 250 43 01
125 801	Clutch Kit	026 250 44 01

Product Ref.	Description	OE Reference
125 801	Clutch Kit	026 250 45 01
125 801	Clutch Kit	026 250 49 01
125 801	Clutch Kit	026 250 53 01
125 801	Clutch Kit	026 250 68 01
125 801	Clutch Kit	026 250 69 01
125 801	Clutch Kit	026 250 91 01
125 801	Clutch Kit	026 250 92 01
125 801	Clutch Kit	027 250 11 01
125 801	Clutch Kit	027 250 12 01
125 801	Clutch Kit	028 250 14 01
125 801	Clutch Kit	028 250 15 01
125 801	Clutch Kit	028 250 20 01
125 801	Clutch Kit	028 250 21 01
126 031	Release Bearing	000 250 76 15
126 031	Release Bearing	A 000 250 76 15
127 701	Clutch Kit	018 250 94 01
127 701	Clutch Kit	021 250 34 01
127 701	Clutch Kit	021 250 35 01
127 701	Clutch Kit	025 250 23 01
127 701	Clutch Kit	025 250 25 01
127 701	Clutch Kit	A 018 250 94 01
127 701	Clutch Kit	A 021 250 34 01
127 701	Clutch Kit	A 021 250 35 01
127 701	Clutch Kit	A 025 250 23 01
127 701	Clutch Kit	A 025 250 25 01
130 062	Clutch Disc	009 250 20 03
130 062	Clutch Disc	018 250 96 03
130 062	Clutch Disc	019 250 32 03
130 062	Clutch Disc	020 250 59 03
130 062	Clutch Disc	020 250 67 03
130 062	Clutch Disc	022 250 99 03
130 062	Clutch Disc	A 009 250 20 03
130 062	Clutch Disc	A 018 250 96 03
130 062	Clutch Disc	A 019 250 32 03
130 062	Clutch Disc	A 020 250 59 03
130 062	Clutch Disc	A 020 250 67 03
130 062	Clutch Disc	A 022 250 59 03
130 062	Clutch Disc	A 015 250 08 03
130 062	Clutch Disc	015 250 08 03
130 062	Clutch Disc	A 011 250 90 03
130 062	Clutch Disc	A 012 250 17 03
130 062	Clutch Disc	A 012 250 18 03
130 062	Clutch Disc	A 012 250 84 03
130 062	Clutch Disc	A 012 250 85 03
130 062	Clutch Disc	A 013 250 16 03
130 062	Clutch Disc	A 013 250 17 03
130 062	Clutch Disc	A 013 250 28 03
130 062	Clutch Disc	A 013 250 33 03
130 062	Clutch Disc	A 013 250 35 03
130 062	Clutch Disc	A 014 250 99 03

Product Ref.	Description	OE Reference
130 062	Clutch Disc	A 015 250 00 03
130 062	Clutch Disc	A 015 250 28 03
130 062	Clutch Disc	A 015 250 30 03
130 062	Clutch Disc	A 016 250 14 03
130 062	Clutch Disc	A 016 250 15 03
130 062	Clutch Disc	A 016 250 30 03
130 062	Clutch Disc	A 016 250 31 03
130 062	Clutch Disc	A 016 250 33 03
130 062	Clutch Disc	A 016 250 34 03
130 062	Clutch Disc	A 016 250 45 03
130 062	Clutch Disc	A 017 250 84 03
130 062	Clutch Disc	A 018 250 95 03
130 062	Clutch Disc	011 250 90 03
130 062	Clutch Disc	012 250 17 03
130 062	Clutch Disc	012 250 18 03
130 062	Clutch Disc	012 250 84 03
130 062	Clutch Disc	012 250 85 03
130 062	Clutch Disc	013 250 16 03
130 062	Clutch Disc	013 250 17 03
130 062	Clutch Disc	013 250 28 03
130 062	Clutch Disc	013 250 33 03
130 062	Clutch Disc	013 250 35 03
130 062	Clutch Disc	014 250 99 03
130 062	Clutch Disc	015 250 00 03
130 062	Clutch Disc	015 250 28 03
130 062	Clutch Disc	015 250 30 03
130 062	Clutch Disc	016 250 14 03
130 062	Clutch Disc	016 250 15 03
130 062	Clutch Disc	016 250 30 03
130 062	Clutch Disc	016 250 31 03
130 062	Clutch Disc	016 250 33 03
130 062	Clutch Disc	016 250 34 03
130 062	Clutch Disc	016 250 45 03
130 062	Clutch Disc	017 250 84 03
130 062	Clutch Disc	018 250 95 03
130 062	Clutch Disc	A 012 250 53 03
130 062	Clutch Disc	A 013 250 08 03
130 062	Clutch Disc	A 013 250 71 03
130 062	Clutch Disc	A 016 250 16 03
130 062	Clutch Disc	A 016 250 32 03
130 062	Clutch Disc	A 018 250 99 03
130 652	Clutch Disc	A 018 250 35 03
130 652	Clutch Disc	018 250 35 03
200 135	Clutch Disc	A 010 250 47 03

Product Ref.	Description	OE Reference
200 135	Clutch Disc	010 250 48 03
200 135	Clutch Disc	A 010 250 48 03
200 135	Clutch Disc	010 250 47 03
200 140	Clutch Disc	A 005 250 60 03
200 140	Clutch Disc	A 005 250 61 03
200 140	Clutch Disc	A 008 250 74 03
200 140	Clutch Disc	005 250 60 03
200 140	Clutch Disc	005 250 61 03
200 140	Clutch Disc	008 250 74 03
200 294	Clutch Disc	A 005 250 60 03
200 294	Clutch Disc	A 005 250 61 03
200 294	Clutch Disc	A 008 250 74 03
200 294	Clutch Disc	005 250 60 03
200 294	Clutch Disc	005 250 61 03
200 294	Clutch Disc	008 250 74 03
200 706	Clutch Disc	A 007 250 67 03
200 706	Clutch Disc	A 007 250 68 03
200 706	Clutch Disc	A 007 250 69 03
200 706	Clutch Disc	007 250 67 03
200 706	Clutch Disc	007 250 68 03
200 706	Clutch Disc	007 250 69 03
200 706	Clutch Disc	A 003 250 79 03
200 706	Clutch Disc	003 250 79 03
200 706	Clutch Disc	A 002 250 99 03
200 706	Clutch Disc	A 003 250 00 03
200 706	Clutch Disc	A 005 250 01 03
200 706	Clutch Disc	A 005 250 02 03
200 706	Clutch Disc	A 007 250 42 03
200 706	Clutch Disc	A 007 250 43 03
200 706	Clutch Disc	002 250 99 03
200 706	Clutch Disc	003 250 00 03
200 706	Clutch Disc	005 250 01 03
200 706	Clutch Disc	005 250 02 03
200 706	Clutch Disc	007 250 42 03
200 706	Clutch Disc	007 250 43 03
200 706	Clutch Disc	A 008 250 27 03
200 706	Clutch Disc	A 008 250 28 03
200 706	Clutch Disc	008 250 27 03
200 706	Clutch Disc	008 250 28 03
200 706	Clutch Disc	A 006 250 17 03
200 706	Clutch Disc	A 010 250 18 03
200 706	Clutch Disc	006 250 17 03
200 706	Clutch Disc	010 250 18 03
261 031	Release Bearing	A 002 250 65 15
261 031	Release Bearing	002 250 65 15
272 631	Release Bearing	001 250 22 15
272 631	Release Bearing	A 001 250 22 15
320 205	Clutch Disc	A 018 250 35 03
320 205	Clutch Disc	018 250 35 03
600 141	Release Bearing	A 002 250 55 15

Product Ref.	Description	OE Reference
600 141	Release Bearing	A 002 250 73 15
600 141	Release Bearing	002 250 55 15
600 141	Release Bearing	002 250 73 15
700 120	Clutch Kit	A 020 250 54 01
700 120	Clutch Kit	A 020 250 54 01
700 355	Clutch Kit	A 021 250 75 01
700 355	Clutch Kit	A 022 250 43 01
700 355	Clutch Kit	A 022 250 44 01
700 355	Clutch Kit	A 024 250 51 01
700 355	Clutch Kit	A 024 250 52 01
700 355	Clutch Kit	A 025 250 87 01
700 355	Clutch Kit	A 026 250 78 01
700 355	Clutch Kit	A 026 250 79 01
700 355	Clutch Kit	A 026 250 81 01
700 355	Clutch Kit	A 026 250 85 01
700 355	Clutch Kit	021 250 75 01
700 355	Clutch Kit	022 250 43 01
700 355	Clutch Kit	022 250 44 01
700 355	Clutch Kit	024 250 51 01
700 355	Clutch Kit	024 250 52 01
700 355	Clutch Kit	025 250 87 01
700 355	Clutch Kit	026 250 78 01
700 355	Clutch Kit	026 250 79 01
700 355	Clutch Kit	026 250 81 01
700 355	Clutch Kit	026 250 85 01
700 411	Clutch Kit	020 250 52 01
700 411	Clutch Kit	A 020 250 52 01
700 414	Clutch Kit	018 250 98 01
700 414	Clutch Kit	A 018 250 98 01
700 415	Clutch Kit	019 250 02 01
700 415	Clutch Kit	020 250 87 01
700 415	Clutch Kit	020 250 91 01
700 415	Clutch Kit	020 250 93 01
700 415	Clutch Kit	021 250 44 01
700 415	Clutch Kit	021 250 45 01
700 415	Clutch Kit	021 250 46 01
700 415	Clutch Kit	021 250 47 01
700 415	Clutch Kit	021 250 60 01
700 415	Clutch Kit	021 250 64 01
700 415	Clutch Kit	021 250 65 01
700 415	Clutch Kit	021 250 96 01
700 415	Clutch Kit	022 250 14 01
700 415	Clutch Kit	022 250 17 01
700 415	Clutch Kit	022 250 39 01
700 415	Clutch Kit	022 250 39 01
700 415	Clutch Kit	024 250 09 01
700 415	Clutch Kit	024 250 10 01
700 415	Clutch Kit	024 250 12 01
700 415	Clutch Kit	024 250 14 01
700 415	Clutch Kit	024 250 15 01
700 415	Clutch Kit	024 250 17 01
700 415	Clutch Kit	024 250 37 01
700 415	Clutch Kit	024 250 38 01
700 415	Clutch Kit	024 250 40 01
700 415	Clutch Kit	024 250 41 01
700 415	Clutch Kit	024 250 42 01
700 415	Clutch Kit	024 250 64 01
700 415	Clutch Kit	024 250 66 01
700 415	Clutch Kit	024 250 94 01
700 415	Clutch Kit	019 250 04 01
700 415	Clutch Kit	020 250 40 01
700 415	Clutch Kit	020 250 95 01
700 415	Clutch Kit	021 250 56 01
700 415	Clutch Kit	021 250 57 01
700 415	Clutch Kit	022 250 32 01
700 415	Clutch Kit	022 250 33 01
700 415	Clutch Kit	024 250 19 01
700 415	Clutch Kit	024 250 29 01
700 415	Clutch Kit	024 250 30 01
700 415	Clutch Kit	024 250 32 01
700 415	Clutch Kit	026 250 54 01
700 415	Clutch Kit	024 250 17 01


Product Ref.	Description	OE Reference
700 415	ClutchKit	024 250 37 01
700 415	ClutchKit	024 250 38 01
700 415	ClutchKit	024 250 40 01
700 415	ClutchKit	026 250 41 01
700 415	ClutchKit	026 250 42 01
700 415	ClutchKit	026 250 64 01
700 415	ClutchKit	026 250 65 01
700 415	ClutchKit	026 250 94 01
700 415	ClutchKit	A 019 250 02 01
700 415	ClutchKit	A 020 250 87 01
700 415	ClutchKit	A 020 250 91 01
700 415	ClutchKit	A 020 250 93 01
700 415	ClutchKit	A 021 250 44 01
700 415	ClutchKit	A 021 250 45 01
700 415	ClutchKit	A 021 250 46 01
700 415	ClutchKit	A 021 250 47 01
700 415	ClutchKit	A 021 250 60 01
700 415	ClutchKit	A 021 250 64 01
700 415	ClutchKit	A 021 250 65 01
700 415	ClutchKit	A 021 250 96 01
700 415	ClutchKit	A 022 250 14 01
700 415	ClutchKit	A 022 250 17 01
700 415	ClutchKit	A 022 250 39 01
700 415	ClutchKit	A 024 250 09 01
700 415	ClutchKit	A 024 250 10 01
700 415	ClutchKit	A 024 250 12 01
700 415	ClutchKit	A 024 250 14 01
700 415	ClutchKit	A 024 250 15 01
700 415	ClutchKit	A 024 250 17 01
700 415	ClutchKit	A 024 250 37 01
700 415	ClutchKit	A 024 250 38 01
700 415	ClutchKit	A 024 250 40 01
700 415	ClutchKit	A 026 250 41 01
700 415	ClutchKit	A 026 250 42 01
700 415	ClutchKit	A 026 250 64 01
700 415	ClutchKit	A 026 250 66 01
700 415	ClutchKit	A 026 250 94 01
700 416	ClutchKit	019 250 04 01
700 416	ClutchKit	020 250 40 01
700 416	ClutchKit	020 250 95 01
700 416	ClutchKit	021 250 56 01
700 416	ClutchKit	021 250 57 01
700 416	ClutchKit	022 250 32 01
700 416	ClutchKit	022 250 33 01
700 416	ClutchKit	024 250 19 01
700 416	ClutchKit	024 250 29 01
700 416	ClutchKit	024 250 30 01
700 416	ClutchKit	024 250 32 01
700 416	ClutchKit	026 250 54 01
700 416	ClutchKit	026 250 55 01

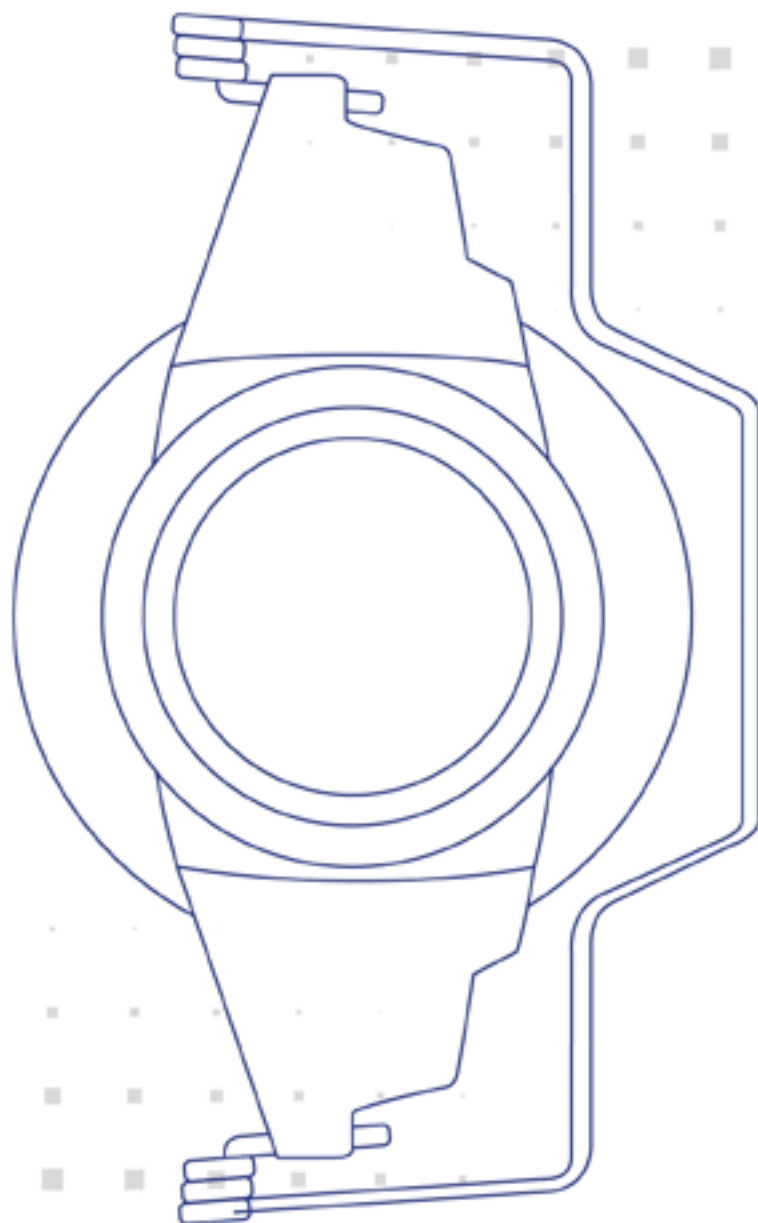
Product Ref.	Description	OE Reference
700 416	Clutch Kit	027 250 04 01
700 416	Clutch Kit	A 019 250 04 01
700 416	Clutch Kit	A 020 250 40 01
700 416	Clutch Kit	A 020 250 95 01
700 416	Clutch Kit	A 021 250 56 01
700 416	Clutch Kit	A 021 250 57 01
700 416	Clutch Kit	A 022 250 32 01
700 416	Clutch Kit	A 022 250 33 01
700 416	Clutch Kit	A 024 250 19 01
700 416	Clutch Kit	A 024 250 29 01
700 416	Clutch Kit	A 024 250 30 01
700 416	Clutch Kit	A 024 250 32 01
700 416	Clutch Kit	A 026 250 54 01
700 416	Clutch Kit	A 026 250 55 01
700 416	Clutch Kit	A 027 250 04 01
700 417	Clutch Kit	020 250 54 01
700 417	Clutch Kit	A 020 250 54 01
700 446	Clutch Kit	020 250 94 01
700 446	Clutch Kit	021 250 19 01
700 446	Clutch Kit	021 250 30 01
700 446	Clutch Kit	021 250 21 01
700 446	Clutch Kit	021 250 22 01
700 446	Clutch Kit	021 250 54 01
700 446	Clutch Kit	021 250 55 01
700 446	Clutch Kit	021 250 72 01
700 446	Clutch Kit	021 250 73 01
700 446	Clutch Kit	021 250 98 01
700 446	Clutch Kit	021 250 99 01
700 446	Clutch Kit	022 250 16 01
700 446	Clutch Kit	022 250 26 01
700 446	Clutch Kit	022 250 36 01
700 446	Clutch Kit	024 250 22 04
700 446	Clutch Kit	024 250 25 01
700 446	Clutch Kit	024 250 26 01
700 446	Clutch Kit	024 250 28 01
700 446	Clutch Kit	026 250 37 01
700 446	Clutch Kit	026 250 51 01
700 446	Clutch Kit	026 250 52 01
700 446	Clutch Kit	027 250 02 01
700 446	Clutch Kit	A 020 250 94 01
700 446	Clutch Kit	A 021 250 19 01
700 446	Clutch Kit	A 021 250 20 01
700 446	Clutch Kit	A 021 250 21 01
700 446	Clutch Kit	A 021 250 22 01
700 446	Clutch Kit	A 021 250 54 01
700 446	Clutch Kit	A 021 250 55 01
700 446	Clutch Kit	A 021 250 72 01
700 446	Clutch Kit	A 021 250 73 01
700 446	Clutch Kit	A 021 250 98 01
700 446	Clutch Kit	A 021 250 99 01
700 446	Clutch Kit	A 022 250 16 01


Product Ref.	Description	OE Reference
700 446	ClutchKit	A 022 250 26 01
700 446	ClutchKit	A 024 250 22 04
700 446	ClutchKit	A 024 250 25 01
700 446	ClutchKit	A 024 250 26 01
700 446	ClutchKit	A 024 250 28 01
700 446	ClutchKit	A 026 250 37 01
700 446	ClutchKit	A 026 250 51 01
700 446	ClutchKit	A 026 250 52 01
700 446	ClutchKit	A 027 250 02 01
700 529	ClutchKit	A 023 250 29 01
700 529	ClutchKit	A 023 250 30 01
700 529	ClutchKit	A 023 250 36 01
700 529	ClutchKit	A 025 250 38 01
700 529	ClutchKit	A 025 250 60 01
700 529	ClutchKit	A 025 250 61 01
700 529	ClutchKit	A 027 250 41 01
700 529	ClutchKit	A 027 250 42 01
700 529	ClutchKit	A 027 250 52 01
700 529	ClutchKit	A 027 250 99 01
700 529	ClutchKit	A 028 250 00 01
700 529	ClutchKit	A 028 250 98 01
700 529	ClutchKit	A 028 250 73 01
700 529	ClutchKit	A 028 250 86 01
700 529	ClutchKit	023 250 29 01
700 529	ClutchKit	023 250 30 01
700 529	ClutchKit	025 250 36 01
700 529	ClutchKit	025 250 38 01
700 529	ClutchKit	025 250 60 01
700 529	ClutchKit	025 250 61 01
700 529	ClutchKit	027 250 41 01
700 529	ClutchKit	027 250 42 01
700 529	ClutchKit	027 250 52 01
700 529	ClutchKit	027 250 99 01
700 529	ClutchKit	028 250 00 01
700 529	ClutchKit	028 250 73 01
700 529	ClutchKit	028 250 86 01
700 529	ClutchKit	A 028 250 57 01
700 529	ClutchKit	028 250 57 01
700 530	ClutchKit	A 027 250 37 01
700 530	ClutchKit	027 250 37 01
700 530	ClutchKit	028 250 75 01
700 530	ClutchKit	028 250 03 01
700 530	ClutchKit	A 023 250 41 01
700 530	ClutchKit	024 250 83 01
700 530	ClutchKit	027 250 38 01
700 530	ClutchKit	A 028 250 75 01
700 530	ClutchKit	A 024 250 82 01
700 530	ClutchKit	A 028 250 03 01
700 530	ClutchKit	024 250 82 01
700 530	ClutchKit	A 024 250 83 01

Product Ref.	Description	OE Reference
700 530	Clutch Kit	A 028 250 04 01
700 530	Clutch Kit	028 250 96 01
700 530	Clutch Kit	025 250 03 01
700 530	Clutch Kit	A 027 250 38 01
700 530	Clutch Kit	A 025 250 03 01
700 530	Clutch Kit	A 023 250 94 01
700 530	Clutch Kit	023 250 41 01
700 530	Clutch Kit	028 250 04 01
700 530	Clutch Kit	A 027 250 55 01
700 530	Clutch Kit	027 250 55 01
700 530	Clutch Kit	A 028 250 74 01
700 530	Clutch Kit	028 250 74 01
700 530	Clutch Kit	027 250 38 01
700 530	Clutch Kit	A 027 250 55 01
700 530	Clutch Kit	027 250 55 01
700 531	Clutch Kit	A 027 250 39 01
700 531	Clutch Kit	A 027 250 53 01
700 531	Clutch Kit	A 028 250 43 01
700 531	Clutch Kit	A 028 250 76 01
700 531	Clutch Kit	A 025 250 40 01
700 531	Clutch Kit	A 028 250 44 01
700 531	Clutch Kit	A 028 250 77 01
700 531	Clutch Kit	027 250 39 01
700 531	Clutch Kit	027 250 53 01
700 531	Clutch Kit	028 250 43 01
700 531	Clutch Kit	028 250 76 01
700 531	Clutch Kit	025 250 40 01
700 531	Clutch Kit	027 250 40 01
700 531	Clutch Kit	028 250 44 01
700 531	Clutch Kit	028 250 77 01
700 531	Clutch Kit	A 027 250 40 01
700 531	Clutch Kit	A 028 250 79 01
700 531	Clutch Kit	028 250 79 01
700 531	Clutch Kit	A4100001625
700 531	Clutch Kit	4100001625
700 533	Clutch Kit	A 023 250 17 01
700 533	Clutch Kit	A 023 250 18 01
700 533	Clutch Kit	A 028 250 47 01
700 533	Clutch Kit	A 028 250 48 01
700 533	Clutch Kit	023 250 17 01
700 533	Clutch Kit	023 250 18 01
700 533	Clutch Kit	028 250 47 01
700 533	Clutch Kit	028 250 48 01
700 533	Clutch Kit	A 027 250 60 01
700 533	Clutch Kit	A 027 250 61 01
700 533	Clutch Kit	A 028 250 94 01
700 533	Clutch Kit	027 250 60 01
700 533	Clutch Kit	027 250 61 01
700 533	Clutch Kit	028 250 94 01
700 535	Clutch Kit	A 025 250 57 01

Product Ref.	Description	OE Reference
700 535	Clutch Kit	A 028 250 07 01
700 535	Clutch Kit	A 028 250 97 01
700 535	Clutch Kit	A 025 250 58 01
700 535	Clutch Kit	A 028 250 08 01
700 535	Clutch Kit	A 026 250 26 01
700 535	Clutch Kit	A 026 250 27 01
700 535	Clutch Kit	025 250 57 01
700 535	Clutch Kit	028 250 07 01
700 535	Clutch Kit	028 250 97 01
700 535	Clutch Kit	025 250 58 01
700 535	Clutch Kit	028 250 08 01
700 535	Clutch Kit	026 250 26 01
700 535	Clutch Kit	026 250 27 01
700 540	Clutch Kit	028 250 90 01
700 540	Clutch Kit	A 028 250 90 01
700 540	Clutch Kit	A 027 250 62 01
700 540	Clutch Kit	027 250 62 01
700 540	Clutch Kit	A 028 250 89 01
700 540	Clutch Kit	028 250 89 01
700 540	Clutch Kit	A 027 250 63 01
700 540	Clutch Kit	027 250 63 01
700 541	Clutch Kit	A 028 250 79 01
700 541	Clutch Kit	A 028 250 45 01
700 541	Clutch Kit	A 028 250 78 01
700 541	Clutch Kit	028 250 45 01
700 541	Clutch Kit	028 250 79 01
700 541	Clutch Kit	028 250 78 01
700 541	Clutch Kit	028 250 46 01
700 541	Clutch Kit	A 028 250 46 01
700 543	Clutch Kit	A 028 250 39 01
700 543	Clutch Kit	A 028 250 82 01
700 543	Clutch Kit	A 028 250 40 01
700 543	Clutch Kit	A 028 250 83 01
700 548	Clutch Kit	A4100001525
700 548	Clutch Kit	A 024 250 53 03
700 548	Clutch Kit	024 250 53 03
700 548	Clutch Kit	4100001525
700 548	Clutch Kit	A 010 250 03 04
700 548	Clutch Kit	010 250 03 04
700 548	Clutch Kit	A 003 250 73 15
700 548	Clutch Kit	003 250 73 15
700 609	Clutch Kit	A 023 250 60 01
700 609	Clutch Kit	A 023 250 61 01
700 609	Clutch Kit	023 250 61 01
700 609	Clutch Kit	023 250 60 01
700 639	Clutch Kit	A 025 250 74 01
700 639	Clutch Kit	025 250 74 01
700 639	Clutch Kit	A 025 250 04 01
700 639	Clutch Kit	025 250 04 01
700 639	Clutch Kit	A 025 250 05 01











HEADQUARTERS / FACTORY

Dönmez Debriyaj Halli Beyli OBB Mah. Ege Cad.
No:6 Bağyurdu Organize Sanayi Bölgesi
Kartalpaşa -İzmir / Türkiye
Phone: +90 232 376 8766 Fax: +90 232 376 8999

İSTANBUL OFFICE

Dolapdere Sanayi Sitesi 26. Ada A Blok No:18
Kartal -İstanbul / Türkiye
Phone: +90 212 519 9107 Fax: 0212 671 0927

UK OFFICE

Hammer Clutch UK LTD Unit 19 Maple Leaf Industrial Estate
Boxwich Lane Walsall West Midlands
WS2 8TF UNITED KINGDOM
Phone: +44 1922 720 900 sales@hammerclutch.co.uk

www.donmezdebriyaj.com.tr

www.hammerkupplungen.com

info@donmezdebriyaj.com.tr

info@hammerkupplungen.com

 **dönmez HAMMER**
Kupplungen